



BeyondTrust

Privileged Remote Access 24.1 API Programmer's Guide

Table of Contents

BeyondTrust Privileged Remote Access API Programmer's Guide	8
Version 1.24.1 (for BeyondTrust PRA 24.1.x)	8
CLI Tool	8
Authenticate to the Privileged Remote Access API	10
Create a Token	10
Request an API Resource	11
Authentication Errors	11
Request Rate Limits	11
API Use Cases	12
AWS Registration	12
AWS Cleanup	13
Scripting a New Setup	17
Configuration API	21
View the Configuration API Documentation in /login	21
Access the YAML file via API	21
Download the YAML file	22
Configuration APIs - Overview	23
Authentication	23
Required Request Headers	23
HTTP Request Methods	23
Common HTTP Status Codes	23
Pagination	24
Query String Parameters	24
Link Header	24
X-BT-Pagination Headers	25
Date-Time Formatting and Time Zones	25
Integers	25
Access	26
Configuration APIs - Models	27
Configuration APIs - Methods	75
Command API	250

Required Parameter for Command API	250
API Command: get_logged_in_reps	251
XML Response for get_logged_in_reps Query	251
Element Names and Attributes	251
Query Example: get_logged_in_reps	251
API Command: set_session_attributes	253
Required Parameter for set_session_attributes	253
Optional Parameters for set_session_attributes	253
XML Response for set_session_attributes Query	253
Query Examples: set_session_attributes	253
API Command: get_session_attributes	254
Required Parameter for get_session_attributes	254
XML Response for get_session_attributes Query	254
Element Names and Attributes	254
Query Example: get_session_attributes	254
API Command: import_jump_shortcut	255
Required Parameters for import_jump_shortcut - Local Jump	255
Optional Parameters for import_jump_shortcut - Local Jump	255
Required Parameters for import_jump_shortcut - Remote Jump	255
Optional Parameters for import_jump_shortcut - Remote Jump	256
Required Parameters for import_jump_shortcut - VNC	256
Optional Parameters for import_jump_shortcut - VNC	256
Required Parameters for import_jump_shortcut - Remote Desktop Protocol	257
Optional Parameters for import_jump_shortcut - Remote Desktop Protocol	257
Required Parameters for import_jump_shortcut - Shell Jump Shortcut	258
Optional Parameters for import_jump_shortcut - Shell Jump Shortcut	258
Required Parameters for import_jump_shortcut - Protocol Tunnel Jump Shortcut	259
Optional Parameters for import_jump_shortcut - Protocol Tunnel Jump Shortcut	259
Required Parameters for import_jump_shortcut - Web Jump Shortcut	260
Optional Parameters for import_jump_shortcut - Web Jump Shortcut	260
XML Response for import_jump_shortcut Query	260
Query Examples: import_jump_shortcut	261
API Command: terminate_session	263

Required Parameter for terminate_session	263
XML Response for terminate_session Query	263
Query Examples: terminate_session	263
API Command: get_connected_client_list	264
Optional Parameters for get_connected_client_list	264
XML Response for get_connected_client_list	264
Element Names and Attributes	264
Query Examples: get_connected_client_list	265
API Command: get_connected_clients	266
Required Parameters for get_connected_clients	266
XML Response for get_connected_clients	266
Element Names and Attributes	266
Query Examples: get_connected_clients	269
API Command: check_health	271
XML Response for check_health Query	271
Query Example: check_health	271
HTTP Status Check	271
API Command: get_api_info	272
XML Response for get_api_info Query	272
Element Names and Attributes	272
Query Example: get_api_info	272
API Command: set_failover_role	273
Required Parameter for set_failover_role	273
Optional Parameters for set_failover_role	273
XML Response for set_failover_role Query	273
Query Examples: set_failover_role	273
Access Console Scripting and Client Scripting API	275
The BeyondTrust Access Console Script File	275
Command Line Parameters for the Access Console	276
The BeyondTrust Client Scripting API	276
Parameters for Client Scripting API	277
API Script Command: login	278
Optional Parameters for login Command	278

Query Examples: login	278
API Script Command: start_jump_item_session	279
Optional Parameters for the start_jump_item_session Command	279
Query Examples: start_jump_item_session	280
API Script Command: push_and_start_local	281
Required Parameter for push_and_start_local Command	281
Optional Parameter for push_and_start_local Command	281
Query Examples: push_and_start_local	281
API Script Command: push_and_start_remote	282
Required Parameter for push_and_start_remote Command	282
Optional Parameters for push_and_start_remote Command	282
Query Examples: push_and_start_remote	282
API Script Command: start_shell_jump_session	283
Required Parameter for the start_shell_jump_session Command	283
Optional Parameters for the start_shell_jump_session Command	283
Query Examples: start_shell_jump_session	283
Reporting API	285
Required Parameter for Reporting API	285
Download Reports with AccessSession	286
Parameters for AccessSession	286
XML Response for AccessSession Query	286
Element Names and Attributes	287
Query Examples for AccessSession	291
Download Reports with AccessSessionListing	293
Parameters for AccessSessionListing	293
XML Response for AccessSessionListing Query	293
Element Names and Attributes	293
Query Examples for AccessSessionListing	294
Download Reports with AccessSessionSummary	295
Parameters for AccessSessionSummary	295
XML Response for AccessSessionSummary Query	295
Element Names and Attributes	295
Query Examples	296

Download Reports with AccessSessionRecording	297
Parameter for AccessSessionRecording	297
Query Example for AccessSessionRecording	297
Download Reports with CommandShellRecording	298
Parameters for CommandShellRecording	298
Optional Parameter for CommandShellRecording	298
Query Examples for CommandShellRecording	298
Download Report with EndpointLicenseUsage	299
Query Example for EndpointLicenseUsage	299
Download Syslog Report	300
Query Example for Syslog	300
Download Reports with Team	301
Parameters for Team	301
Optional Parameter for Team	301
XML Response for Team Query	301
Element Names and Attributes	302
Query Examples for Team	303
Download Reports with VaultAccountActivity	305
Parameters for VaultAccountActivity	305
Optional Parameter for VaultAccountActivity	305
XML Response for VaultAccountActivity Query	306
Element Names and Attributes	306
Vault Account Configuration APIs	307
API Account Permission for Vault Configuration APIs	307
Backup API	308
Query Example	308
Test Scenario	309
Privileged Remote Access API Change Log	310
API Version 1.24.1 for PRA 24.1.x	310
API Version 1.23.1 for PRA 23.3.x	310
API Version 1.22.3 for PRA 23.2.x	310
API Version 1.22.2 for PRA 22.3.x, 21.1.x	310
API Version 1.22.2 for PRA 22.2.x	310

API Version 1.22.1 for PRA 22.1.x	311
API Version 1.21.1 for PRA 21.2.x	311
API Version 1.19.2 for PRA 20.1.x	311
API Version 1.18.0 for PRA 18.2.x	311
API Version 1.16.0 for PRA 17.1.x	311
API Version 1.15.1 for PRA 16.1.x	312
API Version 1.14.0 for PRA 15.3.x	312
Privileged Remote Access API Version Reference	313
Appendix: Require a Ticket ID for Access to Jump Items	314
What Users See	314
How It Works	314
Create a Jump Policy Requiring Ticket ID Approval	314
Connect External Ticket ID System to Jump Policies	315
API Approval Request	316
API Approval Response	317
Error Messages	317
Disclaimers, Licensing Restrictions and Tech Support	319

BeyondTrust Privileged Remote Access API Programmer's Guide

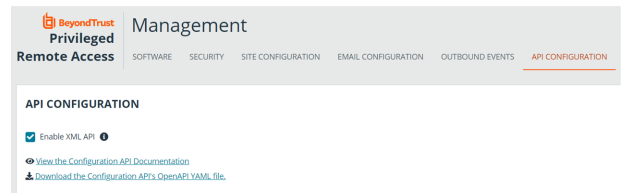
Version 1.24.1 (for BeyondTrust PRA 24.1.x)

Front-end integration of the BeyondTrust API enables customers to correlate BeyondTrust sessions with third-party or in-house developed applications to pull report data, issue commands, or automatically save a backup of the B Series Appliance's software configuration on a recurring basis.

One common example of API integration would be linking a customer relationship management ticketing system to BeyondTrust sessions.

You could also add a feature to an application to enable the user to start a session from directly within that program instead of the BeyondTrust access console.

To use the BeyondTrust API, ensure that the **Enable XML API** option is checked on the **Management > API Configuration** page of the `/login` administrative interface.



For the examples in the following pages, a sample URL of **access.example.com** is used. Please replace this URL with your B Series Appliance's public site URL.

The command and reporting APIs return XML responses that declare a namespace. If you are parsing these responses with a namespace-aware parser, you will need to set the namespace appropriately or ignore the namespace while parsing the XML.

- Reporting API: <https://www.beyondtrust.com/namespaces/API/reporting>
- Command API: <https://www.beyondtrust.com/namespaces/API/command>



Note: The above namespaces are returned XML data and are not functional URLs.

CLI Tool

A Command Line Interface (CLI) tool can be downloaded from the administrative interface. The CLI tool makes it easier to use and configure APIs and automation scripts, and integrate them with your BeyondTrust Privileged Remote Access installation.

A CLI tool can also be installed from the access console, and used to initiate and manage access session.



For more information, please see the following:

- For downloading and installing the CLI Tool, [API Configuration](https://www.beyondtrust.com/docs/privileged-remote-access/getting-started/admin/api-configuration.htm) in the *BeyondTrust Privileged Remote Access Admin Guide* at <https://www.beyondtrust.com/docs/privileged-remote-access/getting-started/admin/api-configuration.htm>.


i

- *For installing the access console CLI Tool, [Change Settings and Preferences in the Access Console](https://www.beyondtrust.com/docs/privileged-remote-access/getting-started/access-console/settings.htm) at <https://www.beyondtrust.com/docs/privileged-remote-access/getting-started/access-console/settings.htm>.*
- *Use the CLI for the Access Console at <https://www.beyondtrust.com/docs/privileged-remote-access/getting-started/access-console/cli.htm>.*

Authenticate to the Privileged Remote Access API

API requests are executed by sending an HTTP request to the B Series Appliance. Send the request using any HTTPS-capable socket library or scripting language module, URL fetcher such as cURL, or an OAuth library specific to your platform. BeyondTrust's web APIs use OAuth as the authentication method.

To authenticate to the API, you must create an API account on the **/login > Management > API Configuration** page. The account must have permission to access the necessary APIs. API requests require a token to first be created and then be submitted with each API request.

 For more information, please see the following:

- For creating an API account, [API Configuration: Enable the XML API and Configure Custom Fields](https://www.beyondtrust.com/docs/privileged-remote-access/getting-started/admin/api-configuration.htm) at <https://www.beyondtrust.com/docs/privileged-remote-access/getting-started/admin/api-configuration.htm>
- Example API request at ["Test Scenario" on page 309](#)

Create a Token

Create a token by POSTing to the URL of your BeyondTrust site followed by **/oauth2/token**:

```
https://access.example.com/oauth2/token
```

The OAuth client ID and client secret associated with the API account should be Base64 encoded and included in an HTTP basic authorization header:

```
Authorization: Basic <base64-encoded "client_id:secret">
```

Include the following POST body in the request:

```
grant_type=client_credentials
```

If the request is processed without error, you will receive an access token JSON response:

```
{
  "access_token": "<token>"
  "token_type": "Bearer"
  "expires_in": 3600
}
```



Note: This token expires after one hour. Any calls to the API afterward must have a new token. Each API account can have a maximum of 30 valid tokens. If an API account attempts to generate more than 30 tokens, then the oldest token is invalidated before a new one is generated.



Note: The client secret cannot be modified, but it can be regenerated on the `/login > Management > API Configuration` page. Regenerating a client secret and then saving the account immediately invalidates any OAuth tokens associated with the account. Any API calls using those tokens are unable to access the API. A new token must be generated using the new client secret.

Request an API Resource

Now that you have an access token, you can make GET/POST requests via HTTPS to the web API:

```
https://access.example.com/api/command
```

The obtained token is used for HTTP authentication and must be included in an HTTP authorization header with each request:

```
Authorization: Bearer <token>
```

If the token is valid, you gain access to the requested URL.

Authentication Errors

Requests made to the web API with expired or invalid tokens result in a JSON error response:

```
{
  "error": "access_denied"
  "message": "The resource owner or authorization server denied the request."
}
```



IMPORTANT!

When making consecutive API calls, you must close the connection after each API call.

Request Rate Limits

Requests are limited to 20 per second and 15,000 per hour.

This limit applies to all API endpoints, and is per API account.

Responses include headers with the rate limit information:



Example:

```
X-RateLimit-Limit      15000
X-RateLimit-Remaining  14996
```

API Use Cases

AWS Registration

Registration of an asset is performed in a user data script. We provide an example script that works with the standard AWS Linux AMI (though it should work for any Linux AMI).

Setup in /login

We configure the endpoints that come online so that all go into the same Jump Group and are accessed via the same Jumpoint. For this example, we use Jumpoint with ID 1 and a shared Jump Group with ID 1. These are referenced in the script below as JUMPOINT_ID and JUMP_GROUP_ID. Configure access to this Jumpoint and Jump Group as needed.

Generate an API account for your AWS scripts to use, and note the CLIENT_ID and CLIENT_SECRET for use in the script below.

The API Account created does not need access to Vault in this example.

Setup SSH Credentials in Vault

If you already have a key pair in AWS you want to use, make sure you have the private key available. If not, open the EC2 section and navigate to **Network and Security > Key Pairs** in the AWS console. Generate a new key pair and save the private key.

In /login, navigate to **Vault > Accounts** and add a new generic account. Set the type to **SSH** and add the username you are using on the AMI (AWS defaults this to **ec2-user**) as well as the private key. This username is the TARGET_USER in the script below.

At the bottom of the account configuration, associate this account with the Jump Group from above by selecting **Jump Items Matching Criteria** and selecting the desired Jump Group.

Save the new account.

Once the account is saved, configure a Group Policy to grant users permission to inject it.

Deploy the Instances in EC2

EC2 instance initialization is performed with user data scripts. The script below registers a Linux AMI as a Shell Jump with the Jumpoint and Jump Group configured.

Prepare and deploy a Linux AMI in EC2. In the user data field, paste this script:

```
#!/bin/bash

# SRA API Credentials
export BT_CLIENT_ID=XXX
export BT_CLIENT_SECRET=XXX
export BT_API_HOST=XXX

# The Jump Group and Jumpoint to use for the Jump Item we create
JUMP_GROUP_ID=1
JUMP_GROUP_TYPE=shared
JUMPOINT_ID=1
```

```
TARGET_USER=ec2-user
# Query the AWS Meta-data service for information about this instance to use
# when creating the Jump Item
INSTANCE_ID=`curl http://169.254.169.254/latest/meta-data/instance-id`
INSTANCE_IP=`curl http://169.254.169.254/latest/meta-data/public-ipv4`
INSTANCE_NAME=$INSTANCE_IP
http_response=$(curl -s -o name.txt -w "%{http_code}" http://169.254.169.254/latest/meta-
data/tags/instance/Name)
if [ "$http_response" == "200" ]; then
    INSTANCE_NAME=$(cat name.txt)
fi

apt update
apt install -y unzip
curl -o btapi.zip -L https://$BT_API_HOST/api/config/v1/cli/linux
unzip btapi.zip

echo "
name=\"${INSTANCE_NAME:-$INSTANCE_IP}\"
hostname=$INSTANCE_IP
jump_group_id=$JUMP_GROUP_ID
jump_group_type=$JUMP_GROUP_TYPE
username=$TARGET_USER
protocol=ssh
port=22
terminal=xterm
jumpoint_id=$JUMPOINT_ID
tag=$INSTANCE_ID
" | ./btapi -k add jump-item/shell-jump

rm name.txt
rm btapi
rm btapi.zip
```

- Add the client credentials as `BT_CLIENT_ID` and `BT_CLIENT_SECRET`.
- Add the site's hostname as `BT_API_HOST` (just the hostname, no HTTPS).
- Make sure that `TARGET_USER`, `JUMPOINT_ID`, and `JUMP_GROUP_ID` (and type) are the values configured above.

This script downloads the `btapi` command line tool and pipes the instance's data to create a new Shell Jump item. The Jump Item is available for immediate use once the instance shows online.

This script uses the `InstanceId` as the item's tag so that you may easily filter it later when performing cleanup. It also attempts to read the instance's `Name` tag to use as the Jump Item's name field for easy identification later. In order for this to work, you must set **Allow tags in metadata** to **Enable** when launching the instance in AWS. If the `Name` is not available, the instance's IP address is used instead.

AWS Cleanup

Cleaning up terminated AWS Jump Items may be automated in multiple ways, depending on the desired behavior. Here, we show two different methods: a script that may be run on-demand to clean up terminated instances, and an AWS Lambda function and EventBridge rule that is triggered automatically.

On-Demand Script

If you want to clean up Jump Items on demand, the following script can be run as needed or scheduled to run as needed with a tool like **chron**.

```
#!/bin/bash

export BT_CLIENT_ID=XXX
export BT_CLIENT_SECRET=XXX
export BT_API_HOST=XXX

export AWS_ACCESS_KEY_ID=XXX
export AWS_SECRET_ACCESS_KEY=XXX

# Note this requires the AWS CLI tool to be installed
INSTANCE_IDS=$(aws ec2 describe-instances --query 'Reservations[*].Instances[*].[InstanceId]' --filters 'Name=instance-state-name,Values=[terminated]' --output text)

if [[ -z "$INSTANCE_IDS" ]]; then
    exit
fi

for inst in "${INSTANCE_IDS[@]}; do
    ID=$(echo "tag=$inst" | btapi --env-file=~/.config/aws-api -kK list jump-item/shell-jump | perl -ne '/^0__id=(\d+)/ && print $1')
    btapi --env-file=~/.config/aws-api delete jump-item/shell-jump $ID
done
```

AWS Hooks

Setting up the hooks in AWS requires two pieces in AWS:

- A Lambda function to do the cleanup
- An EventBridge rule to call the Lambda function

The following example is one way to configure these pieces

Create the Lambda

This example uses Python, but you can use the same logic for any language you prefer.

This example makes use of the `requests`, `requests_oauthlib`, and `oauthlib` python libraries. To use these, you must create and upload a layer with these dependencies to attach to the lambda. This may be performed from a local Linux machine with the same python version installed that the lambda uses, or you may use the AWS Cloud9 service to spin up a compatible environment.

To create the layer, use the following commands:

```
mkdir tmp
cd tmp
virtualenv v-env
source ./v-env/bin/activate
```

```
pip install requests oauthlib requests_oauthlib
deactivate

mkdir python
# Using Python 3.9
cp -r ./v-env/lib64/python3.9/site-packages/* python/.
zip -r requests_oauthlib_layer.zip python

# Or manually upload the zip under AWS Lambda > Layers
aws lambda publish-layer-version --layer-name requests_oauthlib --zip-file fileb://requests_oauthlib_layer.zip --compatible-runtimes python3.9
```

With the layer added, navigate to AWS Lambda and create a new function. Select **Python** as the runtime with the same version used above. The function requires **Describe*** permissions for EC2 as well as the general AWS Lambda role.

Once the function is created, replace the contents of the generated **lambda_function.py** file with this script:

```
import boto3
import os
from oauthlib.oauth2 import BackendApplicationClient
from requests_oauthlib import OAuth2Session

ec2 = boto3.client('ec2', region_name=os.environ.get('AWS_REGION'))

BT_CLIENT_ID = os.environ.get('BT_CLIENT_ID')
BT_CLIENT_SECRET = os.environ.get('BT_CLIENT_SECRET')
BT_API_HOST = os.environ.get('BT_API_HOST')

class API:
    def __init__(self) -> None:
        self.client = BackendApplicationClient(client_id=BT_CLIENT_ID)
        self.oauth = OAuth2Session(client=self.client)
        self.token = 'bad'

    def call(self, method, url, headers=None, data=None, **kwargs):
        def reload_token(r, *args, **kwargs):
            if r.status_code == 401:
                self.refreshToken()
                return self.call(method, url, headers=headers, data=data, **kwargs)
            elif r.status_code > 400:
                r.raise_for_status()

        d = data if method != 'get' else None
        p = data if method == 'get' else None
        resp = self.oauth.request(
            method,
            f"https://{BT_API_HOST}/api/config/v1/{url}",
            headers=headers, json=d, params=p, hooks={'response': reload_token}, **kwargs)

        resp.raise_for_status()

        return resp

    def refreshToken(self) -> None:
```

```
self.token = self.oauth.fetch_token(
    token_url=f"https://{BT_API_HOST}/oauth2/token",
    client_id=BT_CLIENT_ID,
    client_secret=BT_CLIENT_SECRET
)

client = API()

def lambda_handler(event, context):
    instances = ec2.describe_instances(
        Filters=[
            {'Name': 'instance-state-name', 'Values': ['terminated']}
        ]
    )
    data = []

    for r in instances['Reservations']:
        for inst in r['Instances']:
            print(inst)
            d = {
                'id': inst['InstanceId'],
                'state': inst['State'],
                'ip': inst.get('PublicIpAddress'),
                'name': [x['Value'] for x in inst['Tags'] if x['Key'] == 'Name'],
            }
            response = client.call('get', 'jump-item/shell-jump', data={'tag': inst
['InstanceId']})
            items = response.json()
            if len(items) > 0:
                item = items[0]
                d['data'] = item
                client.call('delete', f'jump-item/shell-jump/{item["id"]}')
            data.append(d)

    return {
        'statusCode': 200,
        'body': data
    }
```

Next, scroll to the bottom of the page to the **Layers** panel. Click **Add a layer** and select the layer that was created above.

This script is designed to read the BT API information from the environment. You must add the BT_API_HOST, BT_CLIENT_ID, and BT_CLIENT_SECRET configuration variables under **Configuration** -> **Environment** variables.

Configure EventBridge

Navigate to **Amazon EventBridge > Rules** and click **Create rule**. Name the rule, ensure it is enabled, select **Rule with an event pattern**, and click **Next**.

To build the event pattern, choose the **AWS Events or EventBridge partner events** option in the **Event source** panel, and then scroll down to the **Event pattern** panel. Select the **Custom patterns (JSON Editor)** option, paste the following pattern, and click **Next**.


```
{
  "source": ["aws.ec2"],
  "detail-type": ["EC2 Instance State-change Notification"],
  "detail": {
    "state": ["terminated"]
  }
}
```

For the event target, select **AWS Service**, then pick **Lambda function** from the dropdown. For **function**, select the name of the Lambda created above. Finish creating the rule definition.

Finish

Once the rule and lambda are in place, the lambda is invoked when any EC2 instance moves or is moving to **terminated** status and is removed from the Jump Item list.

Scripting a New Setup

The script below runs through a more complicated automated process. This script sets up the given instance to be a Jumpoint for a VPC and creates a new Jump Group and SSH key in Vault for the VPC. It then grants access to these new resources to a given Group Policy.

This script assumes an Ubuntu Server instance.



Note: Amazon Linux AMIs are not supported as Jumpoint hosts. Jumpoint hosts require GLIBC 2.27 and the Amazon Linux AMIs support only 2.26.

```
#!/bin/bash
set -euo pipefail
set -x

# SRA API Credentials
export BT_CLIENT_ID=XXX
export BT_CLIENT_SECRET=XXX
export BT_API_HOST=XXX

# Set to the ID of the Group Policy to tie everything together
GROUP_POLICY_ID=XXX

# Set this to the user account for this instance
TARGET_USER=ubuntu
# Query AWS metadata for this instance to data needed when creating items later
INSTANCE_IP=`curl http://169.254.169.254/latest/meta-data/public-ipv4`
macid=$(curl http://169.254.169.254/latest/meta-data/network/interfaces/macs/)
# Using the VPC ID as the base for all our names
NAME_BASE=$(curl http://169.254.169.254/latest/meta-data/network/interfaces/macs/${macid}/vpc-id)

HOME=${HOME:=/home/${TARGET_USER}}

# For running as a user
JUMPOINT_BASE_DIR="$HOME/.beyondtrust/jumpoint"
SYSTEMD_DIR="$HOME/.config/systemd/user"
```

```
SYSTEMD_ARGS="--user
JUMPOINT_USER=""

if [ "$(whoami)" == "root" ]; then
  # For running as root
  JUMPOINT_BASE_DIR="/opt/beyondtrust/jumpoint"
  SYSTEMD_DIR="/etc/systemd/system"
  SYSTEMD_ARGS=""
  JUMPOINT_USER="--user $TARGET_USER"
fi

# Make the command calls a bit easier to write
ORIG_PATH=$PATH
pwd=$(pwd)
export PATH=$pwd:$PATH

# Ubuntu server does not have unzip by default
sudo apt update
sudo apt install -y unzip

# Download jq into the current directory for ease of parsing JSON responses
curl -L https://github.com/stedolan/jq/releases/download/jq-1.6/jq-linux64 -o jq
chmod +x jq
curl -o btapi.zip -L https://$BT_API_HOST/api/config/v1/cli/linux
unzip btapi.zip

# Create a Jumpoint for this VPC
jpc=$(echo "
name=$NAME_BASE
platform=linux-x86
shell_jump_enabled=True
" | btapi -k add jumpoint)

jpid=$(echo "$jpc" | jq '.id')

echo "Created Jumpoint with id [$jpid]"

# Download and run the Jumpoint installer
installer=$(btapi download "jumpoint/$jpid/installer" | jq -r '.file')
chmod +x "$installer"
# Make sure the base install directory exists
mkdir -p "$JUMPOINT_BASE_DIR"

# IMPORTANT: Make sure your linux distro has all the packages needed to install
# the Jumpoint. Ubuntu server 22 needs these two
sudo apt install -y libxkbcommon0 fontconfig
sh "$installer" --install-dir "$JUMPOINT_BASE_DIR/$BT_API_HOST" $JUMPOINT_USER

# Make sure the systemd service directory exists (mostly for the user mode directory)
mkdir -p "$SYSTEMD_DIR"

# Create the systemd service file
echo "[Unit]
Description=BeyondTrust Jumpoint Service
Wants=network.target
```

```
After=network.target

[Service]
Type=forking
ExecStart=$JUMPOINT_BASE_DIR/$BT_API_HOST/init-script start" > "$SYSTEMD_DIR/jumpoint.$BT_API_
HOST.service"

if [ "$(whoami)" != "$TARGET_USER" ]; then
    echo "User=$TARGET_USER" >> "$SYSTEMD_DIR/jumpoint.$BT_API_HOST.service"
fi

echo "
Restart=no
WorkingDirectory=$JUMPOINT_BASE_DIR/$BT_API_HOST

[Install]
WantedBy=default.target
" >> "$SYSTEMD_DIR/jumpoint.$BT_API_HOST.service"

# Load the Jumpoint service and start it
systemctl $SYSTEMD_ARGS daemon-reload
systemctl $SYSTEMD_ARGS start "jumpoint.$BT_API_HOST.service"

# Cleanup the installer file
rm -f "$installer"

# Create a Jump Group for this VPC
jg=$(echo "
name=\"$NAME_BASE Jump Group\"
" | btapi -k add jump-group)

jgid=$(echo "$jg" | jq '.id')

# Create an SSH Key for this VPC and add the private key to Vault
# NOTE, you will need to manually associate this credential to the
# Jump Group for this VPC in /login
ssh-keygen -f "./key" -P "" -q -t ed25519
touch "$HOME/.ssh/authorized_keys"
cat ./key.pub >> "/home/$TARGET_USER/.ssh/authorized_keys"
priv=$(cat ./key)

vk=$(echo "
type=ssh
name=\"$NAME_BASE SSH\"
username=$TARGET_USER
private_key=\"$priv\"
" | btapi -k add vault/account)

vkid=$(echo "$vk" | jq '.id')

# Cleanup the key
rm -f ./key
rm -f ./key.pub

# Create an SSH Jump item back to this instance
```

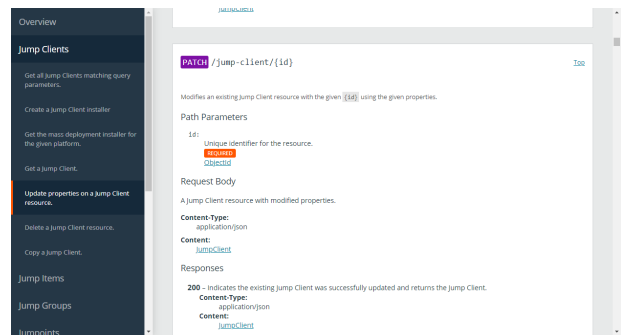
```
echo "  
name=\"${NAME_BASE} Jumpoint\"  
hostname=${INSTANCE_IP}  
jump_group_id=${jgid}  
jump_group_type=shared  
username=${TARGET_USER}  
protocol=ssh  
port=22  
terminal=xterm  
jumpoint_id=${jpid}  
" | btapi -k add jump-item/shell-jump  
  
# Modify the Group Policy to grant access to the Jumpoint, Jump Group and Vault Account  
echo "jumpoint_id=${jpid}" | btapi -k add group-policy/${GROUP_POLICY_ID}/jumpoint  
echo "jump_group_id=${jgid}" | btapi -k add group-policy/${GROUP_POLICY_ID}/jump-group  
echo "  
account_id=${vkid}  
role=inject  
" | btapi -k add group-policy/${GROUP_POLICY_ID}/vault-account  
  
# Cleanup the tools downloaded at the top of this script  
rm -f jq  
rm -f btapi  
rm -f btapi.zip  
  
# Reset PATH  
export PATH=${ORIG_PATH}
```

Configuration API

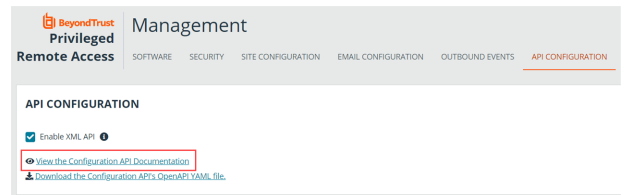
The Configuration API is written according to OpenAPI standards, and enables end users to view documentation for the API using their preferred OpenAPI tool, such as Swagger, Postman, or RediDoc. You can either view the Configuration API documentation directly in the product (/login), or download the YAML file and use a tool of your choice to view the documentation.

View the Configuration API Documentation in /login

Log into your site (for example, <https://example.com/login/apidocs.html>) and enter your credentials. You can find lists, descriptions, and examples for all available APIs.



You can click the link to view the in-product Config API documentation.



Access the YAML file via API

By following the steps below and referring to the documentation for the OpenAPI tool of your choice, you can view the API documentation and even *try out* features of the API using an intuitive browser user interface.

1. Go to **/login > Management > API Configuration**.
2. Under **API Accounts**, click **Add**.
3. Enter a name to identify your new API account.
4. Make sure the **Configuration API > Allow Access** box is checked.
5. Click **Save**.
6. Download and install your favorite software for running API calls. Please refer to the documentation for your selected software before proceeding, if needed.
7. In **/login > Management > API Configuration**, select the new API account you just created and click the edit icon.
8. Copy the **OAuth Client ID** and paste it into your selected software.
9. Back in **/login**, click **Generate New Client Secret**, copy it, and paste it into you selected software.
10. Click **Save** to save your API account.

11. Import the **OpenAPI.yaml** file from your site, using your preferred OpenAPI tool. The **OpenAPI.yaml** file can be accessed by creating a new **GET** request with the URL format <https://example.com/api/config/v1/openapi.yaml>. Once imported, the documentation for the Configuration APIs will be automatically generated. Follow the instructions in your API call software in order to complete these steps.

Download the YAML file

Alternatively, you can download the YAML file by clicking the **Download the Configuration API's OpenAPI YAML file**



Configuration APIs - Overview

The BeyondTrust Privileged Remote Access Configuration APIs provide a way to programmatically configure BeyondTrust Privileged Remote Access.

Authentication

The BeyondTrust Privileged Remote Access Configuration APIs require [OAuth 2 credentials for authentication](#).

Required Request Headers

In addition to the [Authorization header used for OAuth 2 authentication](#),

- for *GET* and *DELETE* requests, you must include an *Accept* header with the value *application/json*.
- for all other requests where you are sending a JSON request body, you must include a *Content-Type* header with a value of *application/json*.

HTTP Request Methods

The documentation below lists the allowed [HTTP request methods](#) for each API. Not all methods are allowed for all APIs.

All APIs that document *GET* requests will also accept *HEAD* requests. Responses to *HEAD* requests never include a body. This might be useful if you only wish to use the HTTP status code and/or pagination headers to determine the existence of a resource or resources identified by the URI, and you do not need the response body.

In addition to the human-readable documentation for each API below, the *OPTIONS* method may be used with any URI to obtain the list of allowed HTTP methods for a given URI. For example, the request

```
OPTIONS https://example.com/api/config/v1/user
```

will respond with an *Allow* header containing a comma-separated list of the HTTP methods that can be used with that URI:

```
Allow: GET,HEAD,POST
```

If you attempt to use an HTTP method with an API that does not support that method, you will receive an HTTP 405 "Method Not Allowed" response.

Common HTTP Status Codes

Individual APIs may provide specific documentation for certain status codes, but not all possible status codes are documented on every API. The following is a list of the HTTP status codes commonly returned by these APIs and what they usually mean.

Status Code	Description
200	For a <i>GET</i> query, this indicates the query was successful, though the response may or may not include an empty resource array depending on whether your query parameters matched any resources. For a <i>PATCH</i> request, this indicates the resource was updated successfully, and the response should contain the updated resource object.

201	The operation successfully created a new resource.
204	Indicates an operation—such as a DELETE—completed successfully. The response body should be empty.
401	For a GET operation, this indicates you supplied unrecognized query string parameters; for a POST or PATCH operation, this indicates you supplied unrecognized fields in the request body. Check the documentation to ensure all parameters are spelled correctly.
403	The API Account whose authentication credentials were used for the request does not have permission to use this API. Edit this account on the API Account page and ensure it has permission to use the Configuration API.
404	A request for a specific resource - usually by id - did not match any known resources.
405	Your request contained an HTTP method that is not supported for the URI of the request. The documentation below indicates which methods are allowed for each API endpoint. Methods that are not specifically documented are not allowed, except for HEAD and OPTIONS as mentioned in the HTTP Request Methods section above.
422	This can happen when attempting to create or update a resource with malformed data. The response body should contain a validation error dictionary indicating which fields are invalid and how they are invalid.
500	An internal server error occurred. Please contact BeyondTrust support.

Pagination

All GET API endpoints that return multiple resources - e.g. *GET https://example.com/api/config/v1/user-* return paginated responses of no more than 100 items by default. This means a single response may or may not include all of the requested resources and you may need to make additional requests to obtain the remaining resources.

Query String Parameters

There are two query string parameters you should always supply when accessing a paginated API:

- *per_page*: This indicates the number of resources you wish to obtain in each response. It defaults to 100 if not supplied, which is also the maximum value.
- *current_page*: This indicates the 1-based index of the set of *per_page* resources you wish to obtain.

There are several response headers you can use to programmatically navigate through all the pages of a given resource.

Link Header

The [Link header](#) includes the URLs of at least the first and last page of the paginated API endpoint based on your *per_page* and *current_page* query string parameters. The header may also contain URLs for the previous and next pages, depending on your pagination query string parameters and how many resources exist in the system. An example *Link* header for a request to

```
https://example.com/api/config/v1/user?per_page=10&current_page=2
```

would look something like the following:

```
Link: <https://example.com/api/config/v1/user?per_page=10&current_page=1>; rel="first",
<https://example.com/api/config/v1/user?per_page=10&current_page=1>; rel="previous",
<https://example.com/api/config/v1/user?per_page=10&current_page=3>; rel="next",
<https://example.com/api/config/v1/user?per_page=10&current_page=5>; rel="last"
```

Newlines are included for readability. They would not be included in an actual *Link* header.

The sections of a *Link* header are comma-space-delimited. The URLs are surrounded in `<>`.

The *rel* values indicate the name of the page identified by the preceding URL. Possible values are "first", "previous", "next", and "last". "first" and "last" URLs will always be included, even if they are the same. "previous" and "next" URLs will only be included when those pages exist.

X-BT-Pagination Headers

Using the URLs in the *Link* header is the least error-prone way to paginate. Building your URLs programmatically is not recommended. However there are additional headers that provide access to some page numbers and resource counts that you may find useful.

- *X-BT-Pagination-Current-Page*: Contains the 1-based index of the current page. This should match your *current_page* query string parameter, if provided.
- *X-BT-Pagination-Last-Page*: Contains the 1-based index of the last page.
- *X-BT-Pagination-Per-Page*: Contains the 1-based index of the current page. This should match your *per_page* query string parameter, if provided.
- *X-BT-Pagination-Total*: Contains the total number of resources that match your query across all pages.

Date-Time Formatting and Time Zones

All date-time values should be in [RFC3339 Internet Date-Time Format](#) in UTC unless otherwise noted. When submitting date-time values to these APIs, milliseconds are optional and will be ignored. A UTC timezone must be included to avoid ambiguity, represented with either the "Z" suffix or a "+00:00" offset suffix.

Valid Examples

- 2025-10-16T14:46:25.930+00:00
- 2026-10-16T14:46:23+00:00
- 2025-10-16T14:46:25.930Z
- 2026-10-16T14:46:23Z

Invalid Examples

- **INVALID 2025-10-16T14:46:25.930**: Missing timezone; not a valid RFC3339 string.
- **INVALID 2026-10-16T14:46:23**: Missing timezone; not a valid RFC3339 string.
- **INVALID 2025-10-16T14:46:25.930-08:00**: Non-UTC timezone; valid RFC3339 string but not allowed by these APIs.
- **INVALID 2026-10-16T14:46:23+04:00**: Non-UTC timezone; valid RFC3339 string but not allowed by these APIs.

Date-time strings in responses will always include a "+00:00" timezone offset suffix - never a "Z" suffix.

Integers

Request body parameters that are marked as type "integer" must be supplied as actual JSON numbers, not strings containing a number. For example, if the documentation indicates a request body field named *team_id* is an integer, then the object `{ team_id: 42 }` would be valid, but the object `{ team_id: "42" }` would be invalid.

More information: <https://helloverb.com>

Contact Info: support@BeyondTrust.com

Version: 1.6

BasePath:/api/config/v1

All rights reserved

<http://apache.org/licenses/LICENSE-2.0.html>

Access

1. OAuth AuthorizationUrl:TokenUrl:<https://example.com/oauth2/token>

Configuration APIs - Models

- [CodeName](#)
- [CopyJumpItemResponse](#)
- [CurrentPage](#)
- [ErrorBagResponse](#)
- [ErrorMessageResponse](#)
- [ExtendedSecurityProvider](#)
- [GroupPolicy](#)
- [GroupPolicyJumpGroup](#)
- [GroupPolicyJumpoint](#)
- [GroupPolicyMember](#)
- [GroupPolicyTeam](#)
- [GroupPolicyVaultAccount](#)
- [JumpClient](#)
- [JumpClientInstaller](#)
- [JumpGroup](#)
- [JumpGroupUser](#)
- [JumpItem](#)
- [JumpItemRole](#)
- [JumpPolicy](#)
- [Jumpoint](#)
- [JumpointNode](#)
- [JumpointUser](#)
- [KerberosSecurityProvider](#)
- [LDAPSecurityProvider](#)
- [LocalSecurityProvider](#)
- [OAuthErrorResponse](#)
- [ObjectId](#)
- [PerPage](#)
- [ProtocolTunnelJumpItem](#)
- [RadiusSecurityProvider](#)
- [RemoteRdpCandidate](#)
- [RemoteRdpJumpItem](#)
- [SAMLSecurityProvider](#)
- [SCIMSecurityProvider](#)
- [Schedule](#)
- [ScheduleEntry](#)
- [SecurityProvider](#)
- [SessionPolicy](#)

- [ShellJumpItem](#)
- [Team](#)
- [TeamUser](#)
- [User](#)
- [VaultAccount](#)
- [VaultAccountCredential](#)
- [VaultAccountGroup](#)
- [VaultAccountGroupAccount](#)
- [VaultAccountGroupUser](#)
- [VaultAccountPolicy](#)
- [VaultAccountUser](#)
- [VaultEndpoint](#)
- [VaultSSHAccount](#)
- [VaultUsernamePasswordAccount](#)
- [Vendor](#)
- [VendorUser](#)
- [WebJumpItem](#)
- [account_id_body](#)
- [id_account_body](#)
- [id_copy_body](#)
- [id_remoterdpjumpitemassociation_body](#)
- [inline_response_200](#)
- [inline_response_422](#)
- [jumpclient_installer_body](#)
- [securityprovider_id_body](#)
- [vault_account_body](#)



CodeName

String The code name of a resource.



CopyJumpItemResponse

action (optional)

String The response when copying a Jump Item.

success (optional)

String The result of the action performed. "1" means the Jump Item was successfully copied.

destId (optional)

Integer The unique identifier assigned to the new Jump Item. format: int32

CurrentPage

Integer format: int32

ErrorBagResponse

array[String] Key-value pairs where the keys are request field names and the values are arrays of error messages about that field.

ErrorMessageResponse

message (optional)

String A high-level error about a request, not about any specific request field in particular.

ExtendedSecurityProvider

id (optional)

Integer The unique identifier assigned to this Security Provider. format: int32

type (optional)

String

The type of security provider. Must be one of the following:

- *local*: the local security provider authenticates users whose credentials are stored in Privileged Remote Access
- *ldap*: an LDAP security provider (Active Directory, eDirectory, OpenLDAP, etc.)
- *radius*: a RADIUS security provider
- *kerberos*: a Kerberos security provider
- *saml*: a SAML 2.0 security provider
- *scim*: a SCIM security provider

Enum:

local
ldap
radius
kerberos
saml
scim

name (optional)

String The name of the Security Provider.

enabled (optional)

Boolean If true, the security provider is used for authentication and group lookup.

user_authentication (optional)

Boolean If true, this security provider authenticates users.

group_lookup (optional)

Boolean If true, this security provider looks up user groups.

priority (optional)

Integer The priority of the Security Provider. format: int32

default_policy (optional)

Integer The selected Group Policy will define the initial and the default set of permissions, memberships, and other settings to all users authenticating with this Security Provider. These settings can be modified individually per user or group of users if they belong to other Group Policies. format: int32

**GroupPolicy****id (optional)**

Integer The unique identifier assigned to this group policy by the system. format: int32

name (optional)

String The name of the group policy.

perm_access_allowed (optional)

Boolean Allowed to access endpoints.

access_perm_status (optional)

String This field indicates if this policy defines user permissions or not. A value of 'defined' means the policy defines values for user permissions. A value of 'final' is the same as defined, except it will also prevent other policies of lower priority from overriding the permission value set by this Policy. The default value is "defined" if the request includes any user permission fields; otherwise the default is "not_defined".

Enum:

not_defined

defined

final

perm_share_other_team (optional)

Boolean Allowed to share sessions with teams which they do not belong to.

perm_invite_external_user (optional)

Boolean Allowed to invite external Users.

perm_session_idle_timeout (optional)

Integer Remove User from the session after they've been inactive for a certain number of seconds. Allowed values are -1, 0, 300, 600, 900, 1800, 3600, 7200, 14400, 28800, 43200, and 86400. -1 means "Use site wide setting". 0 means "No timeout". format: int32

perm_extended_availability_mode_allowed (optional)

Boolean Allowed to enable extended availability mode.

perm_edit_external_key (optional)

Boolean Allowed to edit the external key.

perm_collaborate (optional)

Boolean Allowed to show screen to other Users.

perm_collaborate_control (optional)

Boolean Allowed to give control when showing screen to other Users.

perm_jump_client (optional)

Boolean Allowed to use Jump Clients.

perm_local_jump (optional)

Boolean Allowed to use Local Jump (Windows only).

perm_remote_jump (optional)

Boolean Allowed to use Remote Jump.

perm_remote_vnc (optional)

Boolean Allowed to use Remote VNC.

perm_remote_rdp (optional)

Boolean Allowed to use Remote RDP.

perm_shell_jump (optional)

Boolean Allowed to use Shell Jump.

perm_web_jump (optional)

Boolean Allowed to use Web Jump.

perm_protocol_tunnel (optional)

Boolean Allowed to use Protocol Tunnel Jump.

default_jump_item_role_id (optional)

Integer Default Jump Item Role. format: int32

private_jump_item_role_id (optional)

Integer Personal Jump Item Role. format: int32

inferior_jump_item_role_id (optional)

Integer Teams Jump Item Role. format: int32

unassigned_jump_item_role_id (optional)

Integer System Jump Item Role. format: int32



GroupPolicyJumpGroup

jump_group_id (optional)

Integer The unique identifier assigned to a Jump Group.

jump_item_role_id (optional)

Integer The unique identifier assigned to a Jump Item Role or 0 meaning "User's Default".

jump_policy_id (optional)

Integer The unique identifier assigned to a Jump Policy or 0 meaning "Set on Jump Items".

GroupPolicyJumpoint

jumpoint_id (optional)

Integer The unique identifier assigned to the Jumpoint by the system. format: int32

GroupPolicyMember

id (optional)

Integer The unique identifier assigned to a member.

security_provider_id (optional)

Integer The unique identifier assigned to a security provider.

distinguished_name (optional)

String The distinguished name (DN) of the LDAP user, organizational unit (OU), or container. This attribute is only present for users and groups belonging to LDAP security providers.

group_name (optional)

String The name of the SAML or SCIM group. This attribute is only available for SAML or SCIM groups, as determined by the security_provider_id.

GroupPolicyTeam

team_id

Integer The unique identifier assigned to a team.

role (optional)

String The role that members of this group policy will have on the team.

Enum:

member

lead
manager

GroupPolicyVaultAccount

group_policy_id (optional)

Integer The unique identifier assigned to a Group Policy.

account_id

Integer The unique identifier assigned to a Vault Account.

role

String The role that members of this Group Policy will have on the Vault Account. Must be one of the following:

Enum:

inject

inject_and_checkout

JumpClient

id (optional)

Integer The unique identifier assigned to this Jump Client by the appliance. format: int32

jump_group_id

Integer The unique identifier of the shared Jump Group or user that owns this Jump Client. format: int32

jump_group_type (optional)

String The type of Jump Group that owns this Jump Client.

Enum:

shared

personal

name (optional)

String The Jump Client's user-friendly name.

hostname (optional)

String The Jump Client's hostname (computer name).

fqdn (optional)

String The Jump Client's fully qualified domain name. This attribute is not available on all systems.

tag (optional)

String The Jump Client's tag.

comments (optional)

String The Jump Client's comments.

jump_policy_id (optional)

Integer The unique identifier of the Jump Policy used to manage access to this Jump Item. format: int32

session_policy_id (optional)

Integer The session policy used on the Jump Client system. format: int32

install_mode (optional)

String The mode in which the Jump Client service was installed on the endpoint. Service mode means the Jump Client is running in an elevated security context.

Enum:

unknown
user
service

is_quiet (optional)

Boolean If true, sessions started from this Jump Client will start with the UI minimized to avoid disrupting logged in users.

connection_type (optional)

String The type of connection maintained between the appliance and the Jump Client.

Enum:

active
uninstalled

last_connect_timestamp (optional)

Date The last time at which the Jump Client connected to the appliance. format: date-time

last_disconnect_timestamp (optional)

Date The last time at which the Jump Client disconnected from the appliance. If empty then the Jump Client has never disconnected. format: date-time

is_lost (optional)

Boolean This is true when the Jump Client has been disconnected for longer than the number of days configured for the 'lost' setting on the /login → Jump → Jump Clients page.

needs_update (optional)

Boolean If true, this Jump Client is running an older version of the software and needs to be updated. Sessions cannot be started with this Jump Client until it is upgraded to the latest version.

unavailable_reason (optional)

String The reason why the Jump Client cannot be used to start sessions. Disabled indicates the end user disabled the Jump Client on their system.

Enum:

none

disabled

operating_system (optional)

String The name, version, and platform of the operating system on which the Jump Client is running.

public_ip (optional)

String The public IP address of the system on which the Jump Client is running.

private_ip (optional)

String The private IP address of the system on which the Jump Client is running.

console_user (optional)

String The username of the user is logged on to the system on which the Jump Client is running.

expiration_timestamp (optional)

Date The date/time at which the Jump Client will automatically uninstall itself. format: date-time

last_access_timestamp (optional)

Date The last time at which this Jump Client was used to start a session. format: date-time

endpoint_agreement_policy (optional)

String The value *accept* will automatically accept the endpoint agreement if it times out and allow the session to start. The value *reject* will automatically reject the endpoint agreement and stop the session from starting. The value *no_prompt* will not show an endpoint agreement even if the feature is configured. This field has no effect if the global endpoint agreement setting is not enabled. This field is only available for *GET* and *PATCH* requests.

Enum:
no_prompt
accept
reject

JumpClientInstaller

installer_id (optional)

String The unique installer identifier that can be used to download the installer for a specific platform.

key_info (optional)

String The information needed to deploy a Windows MSI installer.

JumpGroup

id (optional)

Integer The unique identifier assigned to this Jump Group by the appliance. format: int32

name

String The display name of the Jump Group.

code_name (optional)

CodeName

comments (optional)

String The Jump Group's comments.

ecm_group_id (optional)

Integer The unique identifier of the ECM Group associated with this Jump Group. format: int32

JumpGroupUser

user_id (optional)

Integer The unique identifier assigned to the user by the system. format: int32

jump_item_role_id (optional)

Integer The unique identifier assigned to the Jump Item Role by the system. format: int32

jump_policy_id (optional)

Integer The unique identifier assigned to the Jump Policy by the system. format: int32

 **JumpItem****jump_group_id**

Integer The unique identifier assigned to a Jump Group.

jump_group_type

String The type of Jump Group that owns this Jump Item.

Enum:

shared

personal

name

String The name to be used in the new Jump Item.

 **JumpItemRole****id (optional)**

Integer The unique identifier assigned to this Jump Item Role. format: int32

name (optional)

String The name of the Jump Item Role.

description (optional)

String The description of the Jump Item Role.

perm_add (optional)

Boolean If true, users can create and deploy new Jump Items or upgrade Jump Clients.

perm_assign_jump_group (optional)

Boolean If true, users can move or copy Jump Items from one Jump Group to another Jump Group.

perm_remove (optional)

Boolean If true, users can delete Jump Items.

perm_start (optional)

Boolean If true, users can start sessions with Jump Items.

perm_edit_tag (optional)

Boolean If true, users can edit the Tag field on Jump Items.

perm_edit_comments (optional)

Boolean If true, users can edit the Comments field on Jump Items.

perm_edit_jump_policy (optional)

Boolean If true, users can edit the Jump Policy associated with Jump Items.

perm_edit_session_policy (optional)

Boolean If true, users can edit the Session Policy associated with Jump Items.

perm_edit_identity (optional)

Boolean If true, users can edit all connectivity and authentication fields on Jump Items. This includes, but is not limited to: Name, Hostname, Jumpoint, Port, Protocol, and URL.

perm_edit_behavior (optional)

Boolean If true, users can edit all behavior and experience fields on Jump Items. This includes, but is not limited to: Connection Type, Quality, Console Session, Terminal Type.

perm_view_jump_item_report (optional)

Boolean If true, users can view Jump Item Report events for Jump Groups they are assigned to using this role.



JumpPolicy

id (optional)

Integer The unique identifier assigned to this Jump Policy by the appliance. format: int32

display_name

String The display name of the Jump Policy.

code_name (optional)

String The code name of the Jump Policy.

description (optional)

String The Jump Policy's comments.

schedule_enabled (optional)

Boolean If true, users are restricted to accessing Jump Items within the scheduled hours. This setting cannot be enabled when require_approval is true.

schedule_strict (optional)

Boolean If true, users are forcefully removed from sessions when the schedule does not permit access. This can only be set to true if schedule_enabled is also true.

ticket_id_required (optional)

Boolean If true, users must enter a valid ticket ID that will be verified against the Ticket System configured on the Jump → Jump Policies page. This setting has no effect if a Ticket System is not configured.

session_start_notification (optional)

Boolean If true, an email notification is sent to the configured recipients when a session starts.

session_end_notification (optional)

Boolean If true, an email notification is sent to the configured recipients when a session ends.

notification_email_addresses (optional)

array[String] The list of email addresses to which session start and session end notifications will be sent. Required only if one or more notifications are enabled

notification_display_name (optional)

String The display name of the recipients shown to users. Required in POST only if one or more notifications are enabled.

notification_email_language (optional)

String The language in which notification emails will be sent. Must be the locale code for one of the locales listed on the Localization → Languages page.

approval_required (optional)

Boolean If true, users must wait for approval from one of the approvers before they can start a session. This setting cannot be enabled when *schedule_enabled* is true.

approval_max_duration (optional)

Integer The number of minutes a user is allowed to access the Jump Item after approval is granted. The maximum is 52 weeks in minutes. format: int32

approval_scope (optional)

String The scope of access granted by approvals. If "requestor", only the requestor has access. If "anyone", anyone who is permitted to request access has access.

Enum:

requestor

anyone

approval_email_addresses (optional)

array[String] The list of email addresses to which approval requests will be sent. It is required only if approvals are enabled.

approval_user_ids (optional)

array[String] The list of user ids to which approval requests will be sent. It is required only if approvals are enabled.

approval_display_name (optional)

String The display name of the approvers that requestors will see. It is required only if approvals are enabled.

approval_email_language (optional)

String The language in which approval emails will be sent. Must be the locale code for one of the locales listed on the Localization → Languages page.

recordings_disabled (optional)

Boolean If true, sessions will not be recorded even if recordings are enabled on the Configuration → Options page. This affects Screen Sharing, User Recordings for Protocol Tunnel Jump, and Command Shell recordings.



Jumpoint

id (optional)

Integer The unique identifier assigned to this Jumpoint by the appliance. format: int32

name

String The display name of the Jumpoint.

platform

String The platform of the Jumpoint. This attribute cannot be modified after the Jumpoint is created.

Enum:

windows-x86

linux-x86

code_name (optional)

CodeName

comments (optional)

String The Jumpoint's comments.

enabled (optional)

Boolean If true, the Jumpoint is enabled.

clustered (optional)

Boolean If true, the Jumpoint can have more than one node. This attribute cannot be modified after the Jumpoint is created.

shell_jump_enabled (optional)

Boolean If true, users are allowed to start Shell Jump sessions with the Jumpoint.

external_jump_item_network_id (optional)

String This field is only applicable when the option 'Allow Search for External Jump Items.' is Enabled in Management & Security. The value must be unique if it is not empty.

protocol_tunnel_enabled (optional)

Boolean If true, users are allowed to start Protocol Tunnel sessions with the Jumpoint.

rdp_service_account_id (optional)

Integer The unique identifier of the Vault account through which RDP sessions can also receive additional audit capabilities. It must be an generic account or a domain account. format: int32

JumppointNode

id (optional)

Integer The unique identifier assigned to this Jumppoint node by the appliance. format: int32

last_connect_timestamp (optional)

Date The last time at which this node connected to the appliance. The time is in UTC. format: date-time

last_disconnect_timestamp (optional)

Date The last time at which this node disconnected from the appliance. The time is in UTC. format: date-time

public_ip (optional)

String The public IP address of the system on which the node is running.

private_ip (optional)

String The private IP address of the system on which the node is running.

hostname (optional)

String The hostname of the system on which the node is running.

JumppointUser

user_id (optional)

Integer The unique identifier of the user who has access to the Jumpoint. format: int32

KerberosSecurityProvider

priority (optional)

Integer The priority of the Security Provider. format: int32

default_policy (optional)

Integer The selected Group Policy will define the initial and the default set of permissions, memberships, and other settings to all users authenticating with this Security Provider. These settings can be modified individually per user or group of users if they belong to other Group Policies. format: int32

sync_display_name (optional)

Boolean Keep display name synchronized with remote system. The display name will be set to the User Principal Name in the users' ticket.

strip_realm (optional)

Boolean Indicates that the realm will be stripped from the principal names. After successfully authenticating, the REALM portion will be stripped from the User Principal Name when constructing the username and (optionally) the display name. A User Principal Name in the form of user@REALM will result in "user" being used for the username. This setting also carries over to any configured Group Providers, with the username that is looked up set to "user";

user_mode (optional)

BigDecimal User Handling Mode. 0 Means Allow all users. 1 Means Allow only user principals specified in the list. 2 Allow only user principals that match the regex. format: int32

allowed_users (optional)

array[String] This is an optional list of user principals. Only valid when the user_mode is 1.

allowed_users_regex (optional)

String PCRE compatible regular expression to validate user principals. Only valid when the user_mode is 2.

spn_mode (optional)

Boolean Allow only SPNs specified.

allowed_spns (optional)

array[String] This is an optional list of SPN's to allow. Only valid when the spn_mode is enabled.

external_lookup (optional)

array[Integer] This is an optional list of unique identifier of the LDAP Group Providers. format: int32



LDAPSecurityProvider

priority (optional)

Integer The priority of the Security Provider. format: int32

default_policy (optional)

Integer The selected Group Policy will define the initial and the default set of permissions, memberships, and other settings to all users authenticating with this Security Provider. These settings can be modified individually per user or group of users if they belong to other Group Policies. format: int32

auth_provider (optional)

Boolean Indicates this provider is used for user authentication.

ldap_cache (optional)

Boolean Cached data will be used for adding members to Group Policies and no connection will be made to the LDAP server for searching or browsing the LDAP tree. A new sync is required in order to make changes visible in Privileged Remote Access any time objects are modified on the LDAP server. Data is automatically synchronized once every 24 hours.

anonymous_bind (optional)

Boolean Anonymous bind.

ldap_search (optional)

BigDecimal The search method used for searching available members for this provider in group policies. 1 Means Prefix Search. 3 Means Substring Search. format: int32

proxy (optional)

Boolean Proxy from appliance through the Connection Agent.

search_base_dn (optional)

String User schema settings search Base DN.

user_query (optional)

String LDAP filter to locate a user in LDAP by their username.

browse_query (optional)

String This is useful if the base DN contains a large number of child objects. If not specified, all objects are returned.

unique_id (optional)

array[String] The attribute which the value matches the UniqueIDs on the other provider.

display_name (optional)

array[String] The attribute which the value matches the Display Name on the other provider. This value is only valid when auth_provider is true.

email (optional)

array[String] The attribute which the value matches the E-mail on the other provider. This value is only valid when auth_provider is true.

username (optional)

String Username to connect to LDAP server.

paged_search_timeout (optional)

Integer Paged Search Timeout in milliseconds. Only valid if ldap_search 3 ("Substring Search"). format: int32

hostname (optional)

String Hostname of LDAP Server.

port (optional)

Integer TCP Port of LDAP Server. format: int32

encryption (optional)

Integer Encryption type for the LDAP protocol. 0 is None, 1 LDAPS, 2 LDAP with TLS

Enum:

0
1
2

recursive_groups (optional)

Boolean Perform recursive search for groups. Only valid if group_lookup is true.

object_classes (optional)

array[String] Only objects with at least one of these object classes will be considered a valid user.

group_relationships (optional)

array[String] User to Group Relationships. Each relationship is in the form memberObjectClass:attributeName = groupObjectClass:attributeName. Only valid if group_lookup is true. When lookup_group is true this field must have at least 1 element.

photo (optional)

array[String] The attribute which the value matches the Photo of the user. Photos must be in the JPEG format and stored as either raw binary data or Base64 encoded data.

group_schema_object_classes (optional)

array[String] Only groups with at least one of these object classes will be considered a valid group. Only valid if lookup_groups is 1.

group_schema_browse_query (optional)

array[String] LDAP filter to locate a User Group. Only valid if lookup_groups is 1.

group_schema_base_dn (optional)

String Search base DN to User Groups. Only valid if lookup_groups is 1.

group_display_name (optional)

array[String] The attribute which the value matches the Display Name. Only valid if lookup_groups is 1.



LocalSecurityProvider

priority (optional)

Integer The priority of the Security Provider. format: int32

default_policy (optional)

Integer The selected Group Policy will define the initial and the default set of permissions, memberships, and other settings to all users authenticating with this Security Provider. These settings can be modified individually per user or group of users if they belong to other Group Policies. format: int32



OAuthErrorResponse

Type of response returned for an OAuth2-related error.

error (optional)

String An error type identifier.

Enum:

access_denied

invalid_client

invalid_credentials

invalid_grant

invalid_request

server_error

unauthorized_client

unsupported_grant_type

unsupported_response_type

message (optional)

String A human-readable error message.

ObjectId

Integer format: int32

PerPage

Integer

ProtocolTunnelJumpItem

id (optional)

Integer The unique identifier assigned to this Protocol Tunnel Jump Item by Privileged Remote Access. Other Jump Item types, like Remote RDP Jump Items, may duplicate this identifier. The combination of Jump Item Type + id uniquely identifies any Jump Item in the system. format: int32

name

String The name of the Protocol Tunnel Jump Item.

jumpoint_id

Integer The unique identifier of the Jumpoint through which connections are made. format: int32

hostname

String The hostname or IP address.

jump_group_id

Integer The unique identifier of the Jump Group or user that owns this Jump Item. format: int32

jump_group_type (optional)

String The type of Jump Group that owns this Jump Item.

Enum:

shared

personal

tag (optional)

String The Jump Item's tag.

comments (optional)

String The Jump Item's comments.

jump_policy_id (optional)

Integer The unique identifier of the Jump Policy used to manage access to this Jump Item. format: int32

session_policy_id (optional)

Integer The unique identifier of the Session Policy used to control the user's capabilities in the session. format: int32

tunnel_listen_address (optional)

String The address on which the users should connect to start tunnels. The value must be within the 127.0.0.0/24 subnet.

tunnel_definitions (optional)

String

A description of the tunnels that should be created for the remote system, must be pairs of local and report ports.

Example: For a 2-sets of local & remote ports (22,24) and (26,28), this field must be "22;24;26;28".

The local ports must be between 0 and 65535, inclusive and the remote ports must be between 1 and 65535, inclusive.

This is a required field when the tunnel type is tcp.

tunnel_type (optional)

String

One of the following:

- tcp
- mssql

Enum:

tcp

mssql

username (optional)

String An additional parameter for the username used by the different tunnel types. The username is required when *tunnel_type* is "mssql".

database (optional)

String An additional database parameter for the database used by the different tunnel types.

RadiusSecurityProvider

priority (optional)

Integer The priority of the Security Provider. format: int32

default_policy (optional)

Integer The selected Group Policy will define the initial and the default set of permissions, memberships, and other settings to all users authenticating with this Security Provider. These settings can be modified individually per user or group of users if they belong to other Group Policies. format: int32

allowed_users (optional)

array[String] This is an optional list of users to allow login.

hostname (optional)

String Hostname of RADIUS Server.

port (optional)

BigDecimal TCP Port of RADIUS Server. format: int32

timeout (optional)

BigDecimal Timeout in seconds. format: int32

external_lookup (optional)

array[Integer] This is an optional list of unique identifier of the LDAP Group Providers. format: int32

sync_display_name (optional)

Boolean The display name will be set to the User-Name attribute in the Access-Request message.

RemoteRdpCandidate

id (optional)

Integer The unique identifier for the Remote RDP Jump Item. format: int32

 **RemoteRdpJumpItem****id (optional)**

Integer The unique identifier assigned to this RDP Jump Item by Privileged Remote Access. Other Jump Item types, like Shell Jump Items, may duplicate this identifier. The combination of Jump Item Type + id uniquely identifies any Jump Item in the system. format: int32

name

String The name of the Remote RDP Jump Item.

jumpoint_id

Integer The unique identifier of the Jumpoint through which connections are made. format: int32

hostname

String The hostname or IP address used to connect over RDP.

jump_group_id

Integer The unique identifier of the Jump Group or user that owns this Jump Item. format: int32

jump_group_type (optional)

String The type of Jump Group that owns this Jump Item.

Enum:

shared
personal

quality (optional)

String

The quality of the connection. One of the following:

- low
- performance
- performance_quality
- quality
- video
- lossless

Enum:

low
performance

performance_quality
quality
video
lossless

console (optional)

Boolean If true, starts a console session. If false, starts a new session.

ignore_untrusted (optional)

Boolean If true, untrusted server certificates are ignored. If false, the user is shown a warning when the server's certificate cannot be verified.

tag (optional)

String The Jump Item's tag.

comments (optional)

String The Jump Item's comments.

rdp_username (optional)

String The Endpoint username.

domain (optional)

String The Endpoint domain.

jump_policy_id (optional)

Integer The unique identifier of the Jump Policy used to manage access to this Jump Item. format: int32

session_forensics (optional)

Boolean If true, enables RDP with Session Forensics functionality. If false, uses normal RDP functionality.

session_policy_id (optional)

Integer The unique identifier of the Session Policy. format: int32

endpoint_id (optional)

Integer The unique identifier of the linked Endpoint. This is *null* when no endpoint is linked to the RDP connection. format: int32

secure_app_type (optional)

String

One of the following:

- remote_app
- remote_desktop_agent
- remote_desktop_agent_credentials If blank then SecureApp technology will not be used.

Enum:

none
remote_app
remote_desktop_agent
remote_desktop_agent_credentials

remote_app_name (optional)

String Valid only when secure_app_type is "remote_app". This is the name of the remote app that will be launched on the endpoint.

remote_app_params (optional)

String Valid only when secure_app_type is "remote_app". The parameters to pass to the remote app.

remote_exe_path (optional)

String Valid only when secure_app_type is "remote_desktop_agent" or "remote_desktop_agent_credentials". The path to the executable that will be launched by the remote desktop agent.

remote_exe_params (optional)

String Valid only when secure_app_type is "remote_desktop_agent" or "remote_desktop_agent_credentials". The parameters to pass to the executable.

target_system (optional)

String Valid only when secure_app_type is "remote_desktop_agent_credentials".

credential_type (optional)

String Valid only when secure_app_type is "remote_desktop_agent_credentials".



SAMLSecurityProvider

priority (optional)

Integer The priority of the Security Provider. format: int32

default_policy (optional)

Integer The selected Group Policy will define the initial and the default set of permissions, memberships, and other settings to all users authenticating with this Security Provider. These settings can be modified individually per user or group of users if they belong to other Group Policies. format: int32

group_lookup_attribute_name (optional)

String Name or Names of groups to which users should belong. If the attribute value contains multiple group names, then specify the delimiter used to separate their names. If left blank, SAML users must be manually assigned to group policies after their first successful authentication.

available_groups (optional)

array[String] This is an optional list of SAML groups always available to be manually assigned to group policies in Privileged Remote Access. If left blank, a given SAML group will be made available only after the first successful authentication of a user member of such group.

display_name (optional)

String The display name for the Users. If multiple SAML attributes are used to populate a single user attribute, then surround each SAML attribute name with braces.

email (optional)

String E-mail SAML attribute.

user_name (optional)

String Username SAML attribute.

login_url (optional)

String Single Sign-On Service URL.

sp_entity_id (optional)

String Service provider Entity ID.

entity_id (optional)

String Service provider SAML attribute.

group_delimiter (optional)

String Delimiter for group_lookup_attribute_name. If the delimiter is left blank, then the attribute value may contain multiple XML nodes with each one containing a different name.

case_insensitive_name_ids (optional)

Boolean Use case-insensitive comparison for NameIDs.

sso_url_protocol_binding (optional)

String
Enum:
HTTP Redirect
HTTP POST

sync_display_name (optional)

Boolean The display names will be set according to the User Schema Settings.



SCIMSecurityProvider

priority (optional)

Integer The priority of the Security Provider. format: int32

default_policy (optional)

Integer The selected Group Policy will define the initial and the default set of permissions, memberships, and other settings to all users authenticating with this Security Provider. These settings can be modified individually per user or group of users if they belong to other Group Policies. format: int32

unique_id_attribute_name (optional)

String The name of the SCIM attribute that uniquely identifies the users.

display_name (optional)

String The display name for the users. If multiple SCIM attributes are used to populate a single user attribute, then each attribute will be surrounded with braces.

email (optional)

String E-mail SCIM attribute.

user_name (optional)

String Username SCIM attribute.

scim_user_query_id (optional)

String

SCIM User Query ID. Values:

- id (BeyondTrust ID)
- externalId (Provider ID)
- userName (User Name)

Enum:

id
externalId
userName

scim_group_query_id (optional)

String

SCIM Group Query ID. Values:

- id (Platform ID)
- externalId (Provider ID)
- displayName (Group Name)

Enum:

id
externalId
displayName

Schedule

timezone (optional)

String One of the timezone strings returned by the Timezone Configuration API.

entries (optional)

array[ScheduleEntry] An array of schedule entries.

ScheduleEntry

start_day (optional)

Integer An integer representing a day of the week. Must be one of the following integers: 0 = Monday. 1 = Tuesday. 2 = Wednesday. 3 = Thursday. 4 = Friday. 5 = Saturday. 6 = Sunday.

start_time (optional)

String A string in the format 'HH:MM' representing a time of day: HH must be an integer in the range 0-23, inclusive, representing the hour of the day. MM must be an integer in the range 0-59, inclusive, representing the minute of the hour.

end_day (optional)

Integer An integer representing a day of the week. Must be one of the following integers: 0 = Monday. 1 = Tuesday. 2 = Wednesday. 3 = Thursday. 4 = Friday. 5 = Saturday. 6 = Sunday.

end_time (optional)

String A string in the format 'HH:MM' representing a time of day: HH must be an integer in the range 0-23, inclusive, representing the hour of the day. MM must be an integer in the range 0-59, inclusive, representing the minute of the hour.



SecurityProvider

id (optional)

Integer The unique identifier assigned to this Security Provider. format: int32

type (optional)

String

The type of security provider. Must be one of the following:

- *local*: the local security provider authenticates users whose credentials are stored in Privileged Remote Access
- *ldap*: an LDAP security provider (Active Directory, eDirectory, OpenLDAP, etc.)
- *radius*: a RADIUS security provider
- *kerberos*: a Kerberos security provider
- *saml*: a SAML 2.0 security provider
- *scim*: a SCIM security provider

Enum:

local
ldap
radius
kerberos
saml
scim

name (optional)

String The name of the Security Provider.

enabled (optional)

Boolean If true, the security provider is used for authentication and group lookup.

user_authentication (optional)

Boolean If true, this security provider authenticates users.

group_lookup (optional)

Boolean If true, this security provider looks up user groups.

SessionPolicy

id (optional)

Integer The unique identifier assigned to this Session Policy by the appliance. format: int32

display_name (optional)

String The display name of the Session Policy.

code_name (optional)

String The code name of the Session Policy.

description (optional)

String The Session Policy's comments.

ShellJumpItem

id (optional)

Integer The unique identifier assigned to this Shell Jump Item by Privileged Remote Access. Other Jump Item types, like Remote RDP Jump Items, may duplicate this identifier. The combination of Jump Item Type + id uniquely identifies any Jump Item in the system. format: int32

name

String The name of the Shell Jump Item.

jumpoint_id

Integer The unique identifier of the Jumpoint through which connections are made. format: int32

hostname

String The hostname or IP address used to connect over SSH.

protocol

String
Enum:
ssh
telnet

port (optional)

Integer The port to use for SSH or telnet. Must be between 1 and 65535, inclusive. format: int32

jump_group_id

Integer The unique identifier of the Jump Group or user that owns this Jump Item. format: int32

jump_group_type (optional)

String The type of Jump Group that owns this Jump Item.
Enum:
shared
personal

terminal (optional)

String
One of the following:

- xterm
- VT100

Enum:
xterm
VT100

keep_alive (optional)

Integer The number of seconds between each packet sent to keep an idle session from ending. Must be between 0 and 300, inclusive. 0 disables keep-alive. format: int32

tag (optional)

String The Jump Item's tag.

comments (optional)

String The Jump Item's comments.

jump_policy_id (optional)

Integer The unique identifier of the Jump Policy used to manage access to this Jump Item. format: int32

username (optional)

String The default username that will be used to authenticate with the remote system. This is only used when credentials are not available from the ECM or Vault.

session_policy_id (optional)

Integer The unique identifier of the Session Policy used to control the rep's capabilities in the session. format: int32

Team

id (optional)

Integer The unique identifier assigned to this team by the appliance. format: int32

name

String The display name of the team.

code_name (optional)

CodeName

comments (optional)

String The team comments.

TeamUser

team_id

Integer The unique identifier of the team to which this user has access. format: int32

user_id

Integer The unique identifier of the user who has access to the team. format: int32

role (optional)

String
Enum:
member

lead
manager

 **User****id (optional)**

Integer The unique identifier assigned to this user by the appliance. format: int32

security_provider_id (optional)

Integer The unique identifier of the security provider through which this user authenticates. This attribute is read-only. See Security Provider Configuration API. format: int32

username (optional)

String The username the user last used to log in. This attribute is read-only for non-local users.

password (optional)

String The local user's password. This attribute is write-only for local users. It cannot be set in non-local user PATCH requests. It is not returned in GET requests. format: password

public_display_name

String The user's public display name. This attribute is read-only for users who belong to a security provider that synchronizes display names.

password_expiration (optional)

Date The date and time at which the local user's password will expire as an RFC3339 date-time string. This attribute is only returned for local users and can only be updated on local users. If not set or set to a null or empty value, then the local user's password never expires. format: date-time

email_address (optional)

String The user's email address. This attribute is read-only for users who belong to a security provider that synchronizes email addresses.

preferred_email_language (optional)

String Must be the locale code for one of the locales listed on the Localization → Languages page.

two_factor_required (optional)

Boolean If true, this user must use two factor authentication via a TOTP application. If false, this user may opt-in to using two-factor authentication via a TOTP application. There is no way to prevent a user from opting in to two-factor authentication. This attribute is only available for local and LDAP users.

enabled (optional)

Boolean True if this user is allowed to log in.

last_authentication (optional)

Date The last date/time at which the user authenticated. This attribute is read-only. format: date-time

failed_logins (optional)

Integer The number of times this local user has failed to authenticate. This attribute is only returned for local users and can only be updated on local users. It is always 0 for new local users, so it is ignored in POST requests. You may set it to 0 in PATCH requests to unlock an account that has too many failed logins. format: int32

password_reset_next_login (optional)

Boolean If true, this local user's password must be reset on their next login. This attribute is only returned for local users and can only be set on local users.

created_at (optional)

Date The date/time at which this user resource was created. For non-local users, this time represents the time at which the user resource was added in Privileged Remote Access. It does not represent the time at which the user account was created in an external user store, such as an LDAP server. format: date-time



VaultAccount

id (optional)

Integer The unique identifier assigned to this Account by the system. format: int32

type (optional)

String
Enum:
username_password
ssh
windows_local
windows_domain

name (optional)

String The name of the Account.

description (optional)

String The Account's description.

personal (optional)

Boolean Indicates if this is a personal account.

owner_user_id (optional)

Integer The unique identifier of a user who owns the personal account. format: int32

account_group_id (optional)

Integer The unique identifier the Vault Account Group. The *account_group_id* defaults to *1*, which is the default Account Group. format: int32

account_policy (optional)

String The code name of the Account Policy associated with the account. When the value is *null*, the account policy is inherited from the account group. If there is no account group, it is inherited from the global default.

**VaultAccountCredential****username (optional)**

String The username of the checked out account.

type (optional)

String
Enum:
username_password
ssh
windows_local
windows_domain

password (optional)

String The password of the checked out account.

private_key (optional)

String The private key of the checked out account.

VaultAccountGroup

id (optional)

Integer The unique identifier assigned to this Account Group by the system. format: int32

name (optional)

String The name of the Account Group.

description (optional)

String The Account Group's description.

account_policy (optional)

String The code name of the Account Policy associated with the Account Group. When the value is *null*, the account policy is inherited from the global default.

VaultAccountGroupAccount

account_id (optional)

Integer The unique identifier assigned to the account by the system. format: int32

account_group_id (optional)

Integer The unique identifier assigned to the account group by the system. format: int32

VaultAccountGroupUser

user_id (optional)

Integer The unique identifier assigned to the account by the system. format: int32

account_group_id (optional)

Integer The unique identifier assigned to the account group by the system. format: int32

role (optional)

String The role that user will have on the Vault account group. Must be one of the following:

Enum:
inject
inject_and_checkout

VaultAccountPolicy

id (optional)

Integer The unique identifier assigned to this Account Policy by the system. format: int32

name (optional)

String The name of the Account Policy.

code_name (optional)

String The code name of the Account Policy.

description (optional)

String The Account Policy's description.

auto_rotate_credentials (optional)

Boolean If enabled, the system will change the account's password after it is checked in.

allow_simultaneous_checkout (optional)

Boolean If enabled, the vault account can be checked out and used by multiple users or sessions at the same time.

scheduled_password_rotation (optional)

Boolean If enabled, the system will automatically rotate an account password when it reaches the specified maximum age.

maximum_password_age (optional)

Integer The amount of time in days before the system automatically rotates an account password when *scheduled_password_rotation* is enabled. When creating a new account policy with *scheduled_password_rotation* as enabled, this value must be defined. If *scheduled_password_rotation* is null or false, this value is also null and not required. format: int32

VaultAccountUser

user_id (optional)

Integer The unique identifier assigned to the account by the system. format: int32

role (optional)

String The role that user will have on the Vault account. Must be one of the following:

Enum:

inject

inject_and_checkout

VaultEndpoint

id (optional)

Integer The unique identifier assigned to this Endpoint by the system. format: int32

name (optional)

String The name of the Endpoint.

operating_system (optional)

String The operating system of the Endpoint.

domain_name (optional)

String The domain name of the Endpoint.

distinguished_name (optional)

String The distinguished name of the Endpoint.

hostname (optional)

String The hostname of the Endpoint.

description (optional)

String The Endpoint's description.

VaultSSHAccount

id (optional)

Integer The unique identifier assigned to this Account by the system. format: int32

type

String
Enum:
username_password
ssh
windows_local
windows_domain

name

String The name of the Account.

username

String The username that will be injected and/or checked out.

private_key

String The private SSH key that will be injected by reps.

private_key_passphrase (optional)

String The passphrase used to unlock the private key.

private_key_public_cert (optional)

String The public certificate used for authentication.

description (optional)

String The Account's description.

last_checkout_timestamp (optional)

Date When the account was last checked out. Not returned for personal accounts. format: date-time

personal (optional)

Boolean Indicates if this is a personal account.

owner_user_id (optional)

Integer The unique identifier of a user who owns the personal account. format: int32

account_group_id (optional)

Integer The unique identifier the Vault Account Group. The `account_group_id` defaults to `1`, which is the default Account Group. format: int32

VaultUsernamePasswordAccount

id (optional)

Integer The unique identifier assigned to this Account by the system. format: int32

type

String
Enum:
username_password
ssh
windows_local
windows_domain

name

String The name of the Account.

username

String The username that will be injected and/or checked out.

password

String The password that will be injected and/or checked out.

description (optional)

String The Account's description.

last_checkout_timestamp (optional)

Date When the account was last checked out. Not returned for personal accounts. format: date-time

personal (optional)

Boolean Indicates if this is a personal account.

owner_user_id (optional)

Integer The unique identifier of a user who owns the personal account. format: int32

account_group_id (optional)

Integer The unique identifier the Vault Account Group. The *account_group_id* defaults to 1, which is the default Account Group. format: int32

account_policy (optional)

String The code name of the Account Policy associated with the account. When the value is *null*, the account policy is inherited from the account group. If there is no account group, it is inherited from the global default.



Vendor

id (optional)

Integer The unique identifier assigned to the vendor group by the system. format: int32

name (optional)

String The name of the vendor group.

default_policy (optional)

Integer The group policy id associated with the vendor group. The group policy cannot grant administrative privileges. format: int32

account_expiration (optional)

Integer The amount of time until the user accounts expire in the vendor group. The unit of time measured is in days. format: int32

user_added_notification_enabled (optional)

Boolean If enabled, the Privileged Remote Access user is notified when a user is added to the vendor group. This value cannot be false if *user_approval_enabled* is true. The *administrator_id* is required when this value is true.

user_expired_notification_enabled (optional)

Boolean If enabled, the Privileged Remote Access user is notified when a user has expired in the vendor group. This value cannot be true if *user_added_notification_enable* is false.

user_approval_enabled (optional)

Boolean If enabled, approval by a Privileged Remote Access user is required to activate users in the vendor group. The *administrator_id* is required when this value is true.

user_reactivation_enabled (optional)

Boolean If enabled, approval by a Privileged Remote Access user is required to extend or reactivate users in the vendor group. *user_approval_enabled* must first be enabled.

administrator_id (optional)

BigDecimal The id of the Privileged Remote Access user who is emailed if notifications are enabled or user approvals are required. The user must have a valid email and SMTP server configured to receive emails.

network_restrictions (optional)

array[String] The network address allow list related to network restrictions.



VendorUser

id (optional)

Integer The unique identifier assigned to the vendor user by the system. format: int32

username

String The username of the vendor user.

public_display_name

String The public display name of the vendor user.

password

String The password of the vendor user.

password_expiration (optional)

Date The date and time at which the vendor user's password will expire as an RFC3339 date-time string. If not set or set to a null or empty value, then the vendor user's password never expires. format: date-time

password_reset_next_login (optional)

Boolean If true, this vendor user's password must be reset on their next login.

account_disabled (optional)

Boolean If true, the vendor user is not allowed to log in.

email_address (optional)

String The email address of the vendor user.

preferred_email_language (optional)

String Must be the locale code for one of the locales listed on the Localization → Languages page.

last_authenticated_date (optional)

Date The last authentication date of the vendor user. This attribute is read-only. format: date-time

vendor_administrator (optional)

Boolean If true, the vendor user is a vendor administrator. This attribute is read-only.

is_approved (optional)

Boolean If true, the vendor user has been approved and can authenticate. This attribute is read-only.

is_expired (optional)

Boolean If true, the vendor user is expired and must be reactivated. This attribute is read-only.



WebJumpItem

id (optional)

Integer The unique identifier assigned to this Web Jump Item by Privileged Remote Access. Other Jump Item types, like Remote RDP Jump Items, may duplicate this identifier. The combination of Jump Item Type + id uniquely identifies any Jump Item in the system. format: int32

name

String The name of the Web Jump Item.

jumpoint_id

Integer The unique identifier of the Jumpoint through which connections are made. format: int32

url

String The URL of the web site.

username_format (optional)

String

One of the following:

- default
- username_only

Enum:

default

username_only

verify_certificate (optional)

Boolean If true, then browser's certificate will be verified.

jump_group_id

Integer The unique identifier of the Jump Group or user that owns this Jump Item. format: int32

jump_group_type (optional)

String The type of Jump Group that owns this Jump Item.

Enum:

shared

personal

authentication_timeout (optional)

Integer The authentication timeout value in seconds. format: int32

tag (optional)

String The Jump Item's tag.

comments (optional)

String The Jump Item's comments.

jump_policy_id (optional)

Integer The unique identifier of the Jump Policy used to manage access to this Jump Item. format: int32

username_field (optional)

String The HTML id, name or CSS Selector that can be used to detect the username input element. Auto-detection is done if this is not set.

password_field (optional)

String The HTML id, name or CSS Selector that can be used to detect the password input element. Auto-detection is done if this is not set.

submit_field (optional)

String The HTML id, name or CSS Selector that can be used to detect the submit input element. Auto-detection is done if this is not set.

session_policy_id (optional)

Integer The unique identifier of the Session Policy used to control the rep's capabilities in the session. format: int32

remoterdpjumpitemassociation_body

id (optional)

Integer The unique identifier for the Remote RDP Jump Item. format: int32

jumpclient_installer_body

name (optional)

String The name for the Jump Clients deployed using this installer. If left blank, the Jump Client name will be set to the name of the computer on which the installer is deployed.

jump_group_id

Integer The shared Jump Group that will own the Jump Clients deployed using this installer.

jump_group_type (optional)

String The type of Jump Group that owns this Jump Clients.

Enum:

shared

personal

jump_policy_id (optional)

Integer The unique identifier of the Jump Policy used to manage access to the Jump Client.

tag (optional)

String The tag for the Jump Clients deployed using this installer.

session_policy_id (optional)

Integer The session policy used on the Jump Client system. format: int32

comments (optional)

String The comments for the Jump Clients deployed using this installer.

valid_duration (optional)

Integer The number of minutes that the installer will be valid after it is downloaded. When the installer expires it can no longer be used to deploy new jump clients.

elevate_install (optional)

Boolean If true, the installer will attempt to elevate the Jump Client to make it run as a service.

elevate_prompt (optional)

Boolean If true, the installer will prompt for elevation credentials if necessary. This parameter is ignored if `elevate_install` is false.

allow_override_jump_group (optional)

Boolean If true, the jump group can be specified during installation, which will override the jump group id specified in this API call.

allow_override_jump_policy (optional)

Boolean If true, the jump policy can be specified during installation, which will override the jump policy id specified in this API call.

allow_override_name (optional)

Boolean If true, the name can be specified during installation, which will override the name specified in this API call.

allow_override_tag (optional)

Boolean If true, the tag can be specified during installation, which will override the tag specified in this API call.

allow_override_comments (optional)

Boolean If true, the comments can be specified during installation, which will override the comments specified in this API call.

Configuration APIs - Methods

- [get /cli/{platform}](#)
- [delete /group-policy/{id}](#)
- [get /group-policy](#)
- [delete /group-policy/{id}/jump-group/{jump_group_id}](#)
- [get /group-policy/{id}/jump-group](#)
- [get /group-policy/{id}/jump-group/{jump_group_id}](#)
- [post /group-policy/{id}/jump-group](#)
- [delete /group-policy/{id}/jumpoint/{jumpoint_id}](#)
- [get /group-policy/{id}/jumpoint](#)
- [get /group-policy/{id}/jumpoint/{jumpoint_id}](#)
- [post /group-policy/{id}/jumpoint](#)
- [delete /group-policy/{id}/member/{member_id}](#)
- [get /group-policy/{id}/member](#)
- [get /group-policy/{id}/member/{member_id}](#)
- [post /group-policy/{id}/member](#)
- [post /group-policy/{id}/provision](#)
- [get /group-policy/{id}](#)
- [post /group-policy](#)
- [delete /group-policy/{id}/team/{team_id}](#)
- [get /group-policy/{id}/team](#)
- [get /group-policy/{id}/team/{team_id}](#)
- [post /group-policy/{id}/team](#)
- [patch /group-policy/{id}](#)
- [delete /group-policy/{id}/vault-account/{account_id}](#)
- [get /group-policy/{id}/vault-account](#)
- [get /group-policy/{id}/vault-account/{account_id}](#)
- [post /group-policy/{id}/vault-account](#)
- [post /jump-client/{id}/copy](#)
- [post /jump-client/installer](#)
- [delete /jump-client/{id}](#)
- [get /jump-client/installer/{installer_id}/{platform}](#)
- [get /jump-client](#)
- [get /jump-client/{id}](#)
- [patch /jump-client/{id}](#)
- [delete /jump-group/{id}](#)
- [get /jump-group](#)
- [get /jump-group/{id}](#)
- [post /jump-group](#)

- [patch /jump-group/{id}](#)
- [delete /jump-group/{id}/user/{user_id}](#)
- [get /jump-group/{id}/user](#)
- [get /jump-group/{id}/user/{user_id}](#)
- [post /jump-group/{id}/user](#)
- [patch /jump-group/{id}/user/{user_id}](#)
- [post /jump-item/protocol-tunnel-jump/{id}/copy](#)
- [delete /jump-item/protocol-tunnel-jump/{id}](#)
- [get /jump-item/protocol-tunnel-jump](#)
- [get /jump-item/protocol-tunnel-jump/{id}](#)
- [post /jump-item/protocol-tunnel-jump](#)
- [patch /jump-item/protocol-tunnel-jump/{id}](#)
- [post /jump-item/remote-rdp/{id}/copy](#)
- [delete /jump-item/remote-rdp/{id}](#)
- [get /jump-item/remote-rdp](#)
- [get /jump-item/remote-rdp/{id}](#)
- [post /jump-item/remote-rdp](#)
- [patch /jump-item/remote-rdp/{id}](#)
- [post /jump-item/shell-jump/{id}/copy](#)
- [delete /jump-item/shell-jump/{id}](#)
- [get /jump-item/shell-jump](#)
- [get /jump-item/shell-jump/{id}](#)
- [post /jump-item/shell-jump](#)
- [patch /jump-item/shell-jump/{id}](#)
- [post /jump-item/web-jump/{id}/copy](#)
- [delete /jump-item/web-jump/{id}](#)
- [get /jump-item/web-jump](#)
- [get /jump-item/web-jump/{id}](#)
- [post /jump-item/web-jump](#)
- [patch /jump-item/web-jump/{id}](#)
- [get /jump-item-role](#)
- [get /jump-item-role/{id}](#)
- [delete /jump-policy/{id}](#)
- [get /jump-policy](#)
- [get /jump-policy/{id}](#)
- [get /jump-policy/{id}/schedule](#)
- [post /jump-policy](#)
- [patch /jump-policy/{id}](#)
- [delete /jumpoint/{id}](#)
- [get /jumpoint/{id}/installer](#)

- [get /jumpoint](#)
- [get /jumpoint/{id}/node](#)
- [get /jumpoint/{id}](#)
- [post /jumpoint](#)
- [patch /jumpoint/{id}](#)
- [delete /jumpoint/{id}/user/{user_id}](#)
- [get /jumpoint/{id}/user](#)
- [get /jumpoint/{id}/user/{user_id}](#)
- [post /jumpoint/{id}/user](#)
- [get /security-provider](#)
- [get /security-provider/{id}](#)
- [patch /security-provider/{id}](#)
- [get /session-policy](#)
- [get /openapi.yaml](#)
- [delete /team/{id}](#)
- [get /team](#)
- [get /team/{id}](#)
- [post /team](#)
- [patch /team/{id}](#)
- [delete /team/{id}/user/{user_id}](#)
- [get /team/{id}/user](#)
- [get /team/{id}/user/{user_id}](#)
- [post /team/{id}/user](#)
- [patch /team/{id}/user/{user_id}](#)
- [delete /user/{id}](#)
- [get /user](#)
- [get /user/{id}](#)
- [post /user](#)
- [patch /user/{id}](#)
- [post /vault/account/{id}/check-in](#)
- [post /vault/account/{id}/check-out](#)
- [delete /vault/account/{id}](#)
- [post /vault/account/{id}/force-check-in](#)
- [get /vault/account](#)
- [post /vault/account/{id}/rotate](#)
- [get /vault/account/{id}](#)
- [post /vault/account](#)
- [patch /vault/account/{id}](#)
- [delete /vault/account/{id}/user/{user_id}](#)
- [get /vault/account/{id}/user](#)

- [get /vault/account/{id}/user/{user_id}](#)
- [post /vault/account/{id}/user](#)
- [patch /vault/account/{id}/user/{user_id}](#)
- [delete /vault/account-group/{id}/account/{account_id}](#)
- [get /vault/account-group/{id}/account](#)
- [get /vault/account-group/{id}/account/{account_id}](#)
- [post /vault/account-group/{id}/account](#)
- [delete /vault/account-group/{id}](#)
- [get /vault/account-group](#)
- [get /vault/account-group/{id}](#)
- [post /vault/account-group](#)
- [patch /vault/account-group/{id}](#)
- [delete /vault/account-group/{id}/user/{user_id}](#)
- [get /vault/account-group/{id}/user](#)
- [get /vault/account-group/{id}/user/{user_id}](#)
- [post /vault/account-group/{id}/user](#)
- [patch /vault/account-group/{id}/user/{user_id}](#)
- [delete /vault/account-policy/{id}](#)
- [get /vault/account-policy](#)
- [get /vault/account-policy/{id}](#)
- [post /vault/account-policy](#)
- [patch /vault/account-policy/{id}](#)
- [post /vault/endpoint/{id}/remote-rdp-jump-item-association](#)
- [get /vault/endpoint](#)
- [get /vault/endpoint/{id}/remote-rdp-jump-item-candidates](#)
- [post /group-policy/{id}/copy](#)
- [delete /vendor/{id}](#)
- [get /vendor](#)
- [get /vendor/{id}](#)
- [post /vendor](#)
- [patch /vendor/{id}](#)
- [delete /vendor/{id}/user/{user_id}](#)
- [get /vendor/{id}/user](#)
- [get /vendor/{id}/user/{user_id}](#)
- [post /vendor/{id}/user](#)
- [patch /vendor/{id}/user/{user_id}](#)



get /cli/{platform}

Get the CLI tool to interact with Configuration APIs. (api.config.cli)

This returns the CLI tool that makes it easier to leverage configuration APIs.

Path parameters

platform (required)

Path Parameter — The platform type to download

Return type

byte[]

Example data

Content-Type: application/json

```
Example: ""
```

Produces

This API call produces the following media types according to the Accept request header; the media type will be conveyed by the Content-Type response header.

- *application/zip*

Responses

200

OK byte[]



delete /group-policy/{id}

Delete a Group Policy resource. (api.config.groupPolicy.destroy)
Deletes an existing group policy resource with the given *{id}*.

Path parameters

id (required)

Path Parameter — Unique identifier for the group policy.

Produces

This API call produces the following media types according to the Accept request header; the media type will be conveyed by the Content-Type response header.

- *application/json*

Responses

204

Indicates the group policy was successfully deleted.

404

The specified resource was not found. **ErrorMessageResponse**

422

One or more request parameters are invalid. The body contains a general error message as well as a validation error dictionary. **inline_response_422**



get /group-policy

Get a list of Group Policies. (api.config.groupPolicy.index)

Gets a paginated list of all Group Policies. They can optionally be filtered using query string parameters documented below.

If no filter criteria are specified then all Group Policies are returned.

String parameters are always matched case-insensitively and exactly. No partial matches are allowed.

Query parameters

per_page (optional)

Query Parameter — The number of items to include a paginated response.

current_page (optional)

Query Parameter — The 1-based index of the desired page.

name (optional)

Query Parameter — Filters results to include only policies that match the given name.

Return type

array[[GroupPolicy](#)]

Example data

Content-Type: application/json


```
Example: [ {
  "perm_protocol_tunnel" : false,
  "perm_jump_client" : false,
  "unassigned_jump_item_role_id" : 494379917,
  "perm_extended_availability_mode_allowed" : false,
  "private_jump_item_role_id" : 1280358509,
  "default_jump_item_role_id" : 314780941,
  "perm_edit_external_key" : false,
  "perm_collaborate_control" : false,
  "perm_remote_vnc" : false,
  "perm_session_idle_timeout" : 52076,
  "perm_remote_jump" : false,
  "perm_share_other_team" : false,
  "inferior_jump_item_role_id" : 1210617418,
  "name" : "name",
  "perm_collaborate" : false,
  "perm_shell_jump" : false,
  "id" : 171976545,
  "perm_local_jump" : false,
  "perm_remote_rdp" : false,
  "perm_web_jump" : false,
  "access_perm_status" : "not_defined",
  "perm_access_allowed" : false,
  "perm_invite_external_user" : false
}, {
  "perm_protocol_tunnel" : false,
  "perm_jump_client" : false,
  "unassigned_jump_item_role_id" : 494379917,
  "perm_extended_availability_mode_allowed" : false,
  "private_jump_item_role_id" : 1280358509,
  "default_jump_item_role_id" : 314780941,
  "perm_edit_external_key" : false,
  "perm_collaborate_control" : false,
  "perm_remote_vnc" : false,
  "perm_session_idle_timeout" : 52076,
  "perm_remote_jump" : false,
  "perm_share_other_team" : false,
  "inferior_jump_item_role_id" : 1210617418,
  "name" : "name",
  "perm_collaborate" : false,
  "perm_shell_jump" : false,
  "id" : 171976545,
  "perm_local_jump" : false,
  "perm_remote_rdp" : false,
  "perm_web_jump" : false,
  "access_perm_status" : "not_defined",
  "perm_access_allowed" : false,
  "perm_invite_external_user" : false
} ]
```

Produces

This API call produces the following media types according to the Accept request header; the media type will be conveyed by the Content-Type response header.

- *application/json*

Responses

200

OK



delete /group-policy/{id}/jump-group/{jump_group_id}

Removes a Jump Group from a Group Policy. (`api.config.groupPolicy.jumpGroup.destroy`)
Removes the Jump Group with the given `{jump_group_id}` from the group policy with the given `{id}`.

Path parameters

id (required)

Path Parameter — Unique identifier for the group policy.

jump_group_id (required)

Path Parameter — Unique identifier for the Jump Group.

Responses

204

Indicates that the Jump Group was successfully removed.



get /group-policy/{id}/jump-group

Get Jump Groups added to a Group Policy. (`api.config.groupPolicy.jumpGroup.index`)
Get a list of `GroupPolicyJumpGroup` resources representing Jump Groups added to the group policy with the given `{id}`.

Path parameters

id (required)

Path Parameter — Unique identifier for the group policy.

Return type

array[[GroupPolicyJumpGroup](#)]

Example data

Content-Type: application/json

```
Example: [ {
  "jump_policy_id" : 314780940,
  "jump_item_role_id" : 1294386358,
  "jump_group_id" : 171976545
}, {
  "jump_policy_id" : 314780940,
  "jump_item_role_id" : 1294386358,
  "jump_group_id" : 171976545
} ]
```

Produces

This API call produces the following media types according to the Accept request header; the media type will be conveyed by the Content-Type response header.

- *application/json*

Responses

200

OK

404

The specified resource was not found. **ErrorMessageResponse**



get /group-policy/{id}/jump-group/{jump_group_id}

Get a Jump Group added to a Group Policy. (api.config.groupPolicy.jumpGroup.show)

Gets a *GroupPolicyJumpGroup* resource representing a Jump Group with the given *{jump_group_id}* in the group policy with the given *{id}*. This is useful for determining if a given Jump Group has been added to a given group policy and the Jump Item Role or Jump Policy of the Jump Group in the group policy.

Path parameters

id (required)

Path Parameter — Unique identifier for the group policy.

jump_group_id (required)

Path Parameter — Unique identifier for the Jump Group.

Return type

[GroupPolicyJumpGroup](#)

Example data

Content-Type: application/json

```
Example: {
  "jump_policy_id" : 314780940,
  "jump_item_role_id" : 1294386358,
  "jump_group_id" : 171976545
}
```

Produces

This API call produces the following media types according to the Accept request header; the media type will be conveyed by the Content-Type response header.

- *application/json*

Responses

200

OK [GroupPolicyJumpGroup](#)

404

The specified resource was not found. [ErrorMessageResponse](#)



post /group-policy/{id}/jump-group

Adds a Jump Group to a Group Policy. ([api.config.groupPolicy.jumpGroup.store](#))

Adds a Jump Group with the *jump_group_id* given in the request body to a group policy with the *{id}* given in the path. Optionally the request body can specify a Jump Item Role by its *jump_item_role_id*, otherwise the *jump_item_role_id* will default to 0 which means "User's Default". Optionally the request body can specify a Jump Policy by its *jump_policy_id*, otherwise the *jump_policy_id* will default to 0 which means "Set on Jump Items".

Path parameters

id (required)

Path Parameter — Unique identifier for the group policy.

Consumes

This API call consumes the following media types via the Content-Type request header:

- *application/json*

Request body

body [GroupPolicyJumpGroup](#) (required)
Body Parameter —

Produces

This API call produces the following media types according to the Accept request header; the media type will be conveyed by the Content-Type response header.

- *application/json*

Responses

201

Indicates the Jump Group was successfully added to the group policy.

422

One or more request parameters are invalid. The body contains a general error message as well as a validation error dictionary. **inline_response_422**



delete /group-policy/{id}/jumpoint/{jumpoint_id}

Removes a Jumpoint from a Group Policy. (`api.config.groupPolicy.jumpoints.destroy`)
Removes the Jumpoint with the given *{jumpoint_id}* from the group policy with the given *{id}*.

Path parameters

id (required)

Path Parameter — Unique identifier for the group policy.

jumpoint_id (required)

Path Parameter — Unique identifier for the Jumpoint.

Produces

This API call produces the following media types according to the Accept request header; the media type will be conveyed by the Content-Type response header.

- *application/json*

Responses

204

Indicates that the Jumpoint was successfully removed.

404

The specified resource was not found. **ErrorMessageResponse**



get /group-policy/{id}/jumpoint

Get a list of Jumpoints added to a Group Policy. (api.config.groupPolicy.jumpoints.index)
Gets a paginated list of the Jumpoints added to the group policy with the given *{id}*.

Path parameters

id (required)

Path Parameter — Unique identifier for the group policy.

Query parameters

per_page (optional)

Query Parameter — The number of items to include a paginated response.

current_page (optional)

Query Parameter — The 1-based index of the desired page.

Return type

array[[GroupPolicyJumpoint](#)]

Example data

Content-Type: application/json

```
Example: [ {
  "jumpoint_id" : 171976545
}, {
  "jumpoint_id" : 171976545
} ]
```

Produces

This API call produces the following media types according to the Accept request header; the media type will be conveyed by the Content-Type response header.

- *application/json*

Responses

200

OK

404

The specified resource was not found. **ErrorMessageResponse**

422

One or more request parameters are invalid. The body contains a general error message as well as a validation error dictionary. **inline_response_422**



get /group-policy/{id}/jumpoint/{jumpoint_id}

Get a Jumpoint in a specific Group Policy. (api.config.groupPolicy.jumpoints.show)

Returns a *GroupPolicyJumpoint* resource for the Jumpoint with the given *{jumpoint_id}* in the group policy with the given *{id}*. This is useful for determining if a given Jumpoint has been added to a specific group policy.

Path parameters

id (required)

Path Parameter — Unique identifier for the group policy.

jumpoint_id (required)

Path Parameter — Unique identifier for the Jumpoint.

Return type

[GroupPolicyJumpoint](#)

Example data

Content-Type: application/json

```
Example: {
  "jumpoint_id" : 171976545
}
```

Produces

This API call produces the following media types according to the Accept request header; the media type will be conveyed by the Content-Type response header.

- *application/json*

Responses

200

A group policy Jumpoint resource. **GroupPolicyJumpoint**



post /group-policy/{id}/jumpoint

Adds a Jumpoint to a Group Policy. (`api.config.groupPolicy.jumpoints.store`)
Adds the Jumpoint with the `{jumpoint_id}` given in the request body to a group policy with the given `{id}`.

Path parameters

id (required)

Path Parameter — Unique identifier for the resource.

Consumes

This API call consumes the following media types via the Content-Type request header:

- *application/json*

Request body

body [GroupPolicyJumpoint](#) (required)
Body Parameter —

Produces

This API call produces the following media types according to the Accept request header; the media type will be conveyed by the Content-Type response header.

- *application/json*

Responses

201

Indicates that the Jumpoint was successfully added.

404

The specified resource was not found. **ErrorMessageResponse**

422

One or more request parameters are invalid. The body contains a general error message as well as a validation error dictionary. **inline_**

response_422

delete /group-policy/{id}/member/{member_id}

Removes a member from a Group Policy. (api.config.groupPolicy.member.destroy)
Removes the member with the given *{member_id}* from the group policy with the given *{id}*.

Path parameters

id (required)

Path Parameter — Unique identifier for the group policy.

member_id (required)

Path Parameter — Unique identifier for the Member.

Produces

This API call produces the following media types according to the Accept request header; the media type will be conveyed by the Content-Type response header.

- *application/json*

Responses

204

Indicates that the Member was successfully removed.

404

The specified resource was not found. **ErrorMessageResponse**

get /group-policy/{id}/member

Get a list of members added to a Group Policy. (api.config.groupPolicy.member.index)
Get a paginated list of *GroupPolicyMember* resources representing members that have been added to the group policy with the given *{id}*.

Path parameters

id (required)

Path Parameter — Unique identifier for the group policy.

Query parameters

per_page (optional)

Query Parameter — The number of items to include a paginated response.

current_page (optional)

Query Parameter — The 1-based index of the desired page.

Return type

array[[GroupPolicyMember](#)]

Example data

Content-Type: application/json

```
Example: [ {
  "group_name" : "group_name",
  "distinguished_name" : "distinguished_name",
  "id" : 171976545,
  "security_provider_id" : 1294386359
}, {
  "group_name" : "group_name",
  "distinguished_name" : "distinguished_name",
  "id" : 171976545,
  "security_provider_id" : 1294386359
} ]
```

Produces

This API call produces the following media types according to the Accept request header; the media type will be conveyed by the Content-Type response header.

- *application/json*

Responses

200

OK

404

The specified resource was not found. **ErrorMessageResponse**



get /group-policy/{id}/member/{member_id}

Get a member of a Group Policy. (api.config.groupPolicy.member.show)

Get a *GroupPolicyMember* resource representing the member with the given *{member_id}* in the group policy with the given *{id}*. This is useful for determining if a given member exists in a specific group policy as well as the member's security provider, distinguished name, and group name, where applicable.

Path parameters

id (required)

Path Parameter — Unique identifier for the group policy.

member_id (required)

Path Parameter — Unique identifier for the Member.

Return type

[GroupPolicyMember](#)

Example data

Content-Type: application/json

```
Example: {
  "group_name" : "group_name",
  "distinguished_name" : "distinguished_name",
  "id" : 171976545,
  "security_provider_id" : 1294386359
}
```

Produces

This API call produces the following media types according to the Accept request header; the media type will be conveyed by the Content-Type response header.

- *application/json*

Responses

200

OK *GroupPolicyMember*

404

The specified resource was not found. *ErrorMessageResponse*



post /group-policy/{id}/member

Adds a member to a Group Policy. (api.config.groupPolicy.member.store)

Adds a member to a group policy. The fields required in the request body depend on the type of security provider the member is in.

- Adding a local user as a member of a group policy requires the following fields: *group_policy_id*, *security_provider_id*, and *user_id*. The field *distinguished_name* must not be present.
- Adding an LDAP user requires the following fields: *group_policy_id* and *security_provider_id*. Either *user_id* or *distinguished_name* must be provided but not both.
- Adding an LDAP group requires the following fields: *group_policy_id*, *security_provider_id*, and *distinguished_name*.
- RADIUS, Kerberos, and SAML users require the following fields: *group_policy_id*, *security_provider_id*, and *user_id*. RADIUS users must log into the BeyondTrust product at least once and be provisioned with a user ID.
- Adding a SAML group requires the following fields: *group_policy_id*, *security_provider_id*, and *group_name*. The *group_name* must be the name of an existing group.
- Adding a SCIM user requires the following fields: *group_policy_id*, *security_provider_id*, and *distinguished_name*. No user login is necessary.
- Adding a SCIM group requires the following fields: *group_policy_id*, *security_provider_id*, and *group_name*.

Path parameters

id (required)

Path Parameter — Unique identifier for the group policy.

Consumes

This API call consumes the following media types via the Content-Type request header:

- *application/json*

Request body

body [GroupPolicyMember](#) (required)

Body Parameter —

Produces

This API call produces the following media types according to the Accept request header; the media type will be conveyed by the Content-Type response header.

- *application/json*

Responses

201

Indicates that the Member was successfully added.

422

One or more request parameters are invalid. The body contains a general error message as well as a validation error dictionary. **inline_response_422**

`post /group-policy/{id}/provision`

Provision the members of a Group Policy. (`api.config.groupPolicy.provision`)
Provisions the members of an existing group policy resource with the given `{id}`.

Path parameters

id (required)

Path Parameter — Unique identifier for the group policy.

Produces

This API call produces the following media types according to the Accept request header; the media type will be conveyed by the Content-Type response header.

- `application/json`

Responses

204

Indicates the group policy was provisioned successfully.

404

The specified resource was not found. **ErrorMessageResponse**

422

One or more request parameters are invalid. The body contains a general error message as well as a validation error dictionary. **inline_response_422**

`get /group-policy/{id}`

Get a Group Policy resource. (`api.config.groupPolicy.show`)
Gets the Group Policy with the given `{id}`.

Path parameters

id (required)

Path Parameter — Unique identifier for the group policy.

Return type

[GroupPolicy](#)

Example data

Content-Type: application/json

```
Example: {
  "perm_protocol_tunnel" : false,
  "perm_jump_client" : false,
  "unassigned_jump_item_role_id" : 494379917,
  "perm_extended_availability_mode_allowed" : false,
  "private_jump_item_role_id" : 1280358509,
  "default_jump_item_role_id" : 314780941,
  "perm_edit_external_key" : false,
  "perm_collaborate_control" : false,
  "perm_remote_vnc" : false,
  "perm_session_idle_timeout" : 52076,
  "perm_remote_jump" : false,
  "perm_share_other_team" : false,
  "inferior_jump_item_role_id" : 1210617418,
  "name" : "name",
  "perm_collaborate" : false,
  "perm_shell_jump" : false,
  "id" : 171976545,
  "perm_local_jump" : false,
  "perm_remote_rdp" : false,
  "perm_web_jump" : false,
  "access_perm_status" : "not_defined",
  "perm_access_allowed" : false,
  "perm_invite_external_user" : false
}
```

Produces

This API call produces the following media types according to the Accept request header; the media type will be conveyed by the Content-Type response header.

- *application/json*

Responses

200

OK GroupPolicy

404

The specified resource was not found. **ErrorMessageResponse**

422

One or more request parameters are invalid. The body contains a general error message as well as a validation error dictionary. **inline_response_422**



post /group-policy

Create a Group Policy. (api.config.groupPolicy.store)
Adds a new group policy resource.

Consumes

This API call consumes the following media types via the Content-Type request header:

- *application/json*

Request body

body [GroupPolicy](#) (required)
Body Parameter — New group policy properties.

Return type

[GroupPolicy](#)

Example data

Content-Type: application/json

```
Example: {
  "perm_protocol_tunnel" : false,
  "perm_jump_client" : false,
  "unassigned_jump_item_role_id" : 494379917,
  "perm_extended_availability_mode_allowed" : false,
  "private_jump_item_role_id" : 1280358509,
  "default_jump_item_role_id" : 314780941,
  "perm_edit_external_key" : false,
  "perm_collaborate_control" : false,
  "perm_remote_vnc" : false,
  "perm_session_idle_timeout" : 52076,
  "perm_remote_jump" : false,
  "perm_share_other_team" : false,
  "inferior_jump_item_role_id" : 1210617418,
  "name" : "name",
  "perm_collaborate" : false,
  "perm_shell_jump" : false,
  "id" : 171976545,
  "perm_local_jump" : false,
  "perm_remote_rdp" : false,
  "perm_web_jump" : false,
  "access_perm_status" : "not_defined",
  "perm_access_allowed" : false,
  "perm_invite_external_user" : false
}
```

Produces

This API call produces the following media types according to the Accept request header; the media type will be conveyed by the Content-Type response header.

- *application/json*

Responses

201

Indicates the group policy was created successfully and contains the new group policy instance. The *Location* header contains the URL of the new group policy. **GroupPolicy**

422

One or more request parameters are invalid. The body contains a general error message as well as a validation error dictionary. **inline_response_422**



delete /group-policy/{id}/team/{team_id}

Removes a Team from a Group Policy. (`api.config.groupPolicy.team.destroy`)
Removes the team with the given *{team_id}* from the group policy with the given *{id}*.

Path parameters

id (required)

Path Parameter — Unique identifier for the group policy.

team_id (required)

Path Parameter — Unique identifier for the team.

Produces

This API call produces the following media types according to the Accept request header; the media type will be conveyed by the Content-Type response header.

- *application/json*

Responses

204

Indicates that the team was successfully removed.

404

The specified resource was not found. **ErrorMessageResponse**



get /group-policy/{id}/team

Get Teams added to a Group Policy. (api.config.groupPolicy.team.index)
Gets a paginated list of *GroupPolicyTeam* resources for the group policy with the given *{id}*.

Path parameters

id (required)

Path Parameter — Unique identifier for the group policy.

Query parameters

per_page (optional)

Query Parameter — The number of items to include a paginated response.

current_page (optional)

Query Parameter — The 1-based index of the desired page.

Return type

array[[GroupPolicyTeam](#)]

Example data

Content-Type: application/json

```
Example: [ {
  "role" : "member",
  "team_id" : 171976545
}, {
  "role" : "member",
  "team_id" : 171976545
} ]
```

Produces

This API call produces the following media types according to the Accept request header; the media type will be conveyed by the Content-Type response header.

- *application/json*

Responses

200

OK

404

The specified resource was not found. **ErrorMessageResponse**

422

One or more request parameters are invalid. The body contains a general error message as well as a validation error dictionary. **inline_response_422**



get /group-policy/{id}/team/{team_id}

Get a Team added to a Group Policy. (api.config.groupPolicy.team.show)

Get a *GroupPolicyTeam* resource for the team with the given *{team_id}* that has been added to the group policy with the given *{id}*. This is useful for determining if a given team has been added to a certain group policy and the role that members of this group policy will have on the team.

Path parameters

id (required)

Path Parameter — Unique identifier for the group policy.

team_id (required)

Path Parameter — Unique identifier for the team.

Return type

[GroupPolicyTeam](#)

Example data

Content-Type: application/json

```
Example: {
  "role" : "member",
  "team_id" : 171976545
}
```

Produces

This API call produces the following media types according to the Accept request header; the media type will be conveyed by the Content-

Type response header.

- *application/json*

Responses

200

OK `GroupPolicyTeam`

404

The specified resource was not found. `ErrorMessageResponse`



post /group-policy/{id}/team

Adds a Team to a Group Policy. (`api.config.groupPolicy.team.store`)

Adds a team with the `team_id` given in the request body to a group policy with the `{id}` given in the path. Optionally the body can contain a `role` in order to specify the role that members of this group policy will have on the team; the role defaults to "member" if not provided.

Path parameters

id (required)

Path Parameter — Unique identifier for the group policy.

Consumes

This API call consumes the following media types via the Content-Type request header:

- *application/json*

Request body

body `GroupPolicyTeam` (required)

Body Parameter —

Return type

`GroupPolicyTeam`

Example data

Content-Type: `application/json`

```
Example: {  
  "role" : "member",  
  "team_id" : 171976545  
}
```

Produces

This API call produces the following media types according to the Accept request header; the media type will be conveyed by the Content-Type response header.

- *application/json*

Responses

201

Indicates the operation was successful. **GroupPolicyTeam**

422

One or more request parameters are invalid. The body contains a general error message as well as a validation error dictionary. **inline_response_422**



patch /group-policy/{id}

Update properties on a Group Policy resource. (api.config.groupPolicy.update)
Modifies an existing group policy with the given *{id}* using the given properties.

Path parameters

id (required)

Path Parameter — Unique identifier for the group policy.

Consumes

This API call consumes the following media types via the Content-Type request header:

- *application/json*

Request body

body [GroupPolicy](#) (required)

Body Parameter — The Group Policy properties to modify.

Return type

[GroupPolicy](#)

Example data

Content-Type: application/json

```
Example: {
  "perm_protocol_tunnel" : false,
  "perm_jump_client" : false,
  "unassigned_jump_item_role_id" : 494379917,
  "perm_extended_availability_mode_allowed" : false,
  "private_jump_item_role_id" : 1280358509,
  "default_jump_item_role_id" : 314780941,
  "perm_edit_external_key" : false,
  "perm_collaborate_control" : false,
  "perm_remote_vnc" : false,
  "perm_session_idle_timeout" : 52076,
  "perm_remote_jump" : false,
  "perm_share_other_team" : false,
  "inferior_jump_item_role_id" : 1210617418,
  "name" : "name",
  "perm_collaborate" : false,
  "perm_shell_jump" : false,
  "id" : 171976545,
  "perm_local_jump" : false,
  "perm_remote_rdp" : false,
  "perm_web_jump" : false,
  "access_perm_status" : "not_defined",
  "perm_access_allowed" : false,
  "perm_invite_external_user" : false
}
```

Produces

This API call produces the following media types according to the Accept request header; the media type will be conveyed by the Content-Type response header.

- *application/json*

Responses

200

Indicates the existing group policy was successfully updated and returns the new group policy. **GroupPolicy**

404

The specified resource was not found. **ErrorMessageResponse**

422

One or more request parameters are invalid. The body contains a general error message as well as a validation error dictionary. **inline_response_422**

delete /group-policy/{id}/vault-account/{account_id}

Removes a Vault Account from a Group Policy. (api.config.groupPolicy.vaultAccount.destroy)
Removes the Vault account with the given *{account_id}* from the group policy with the given *{id}*.

Path parameters

id (required)

Path Parameter — Unique identifier for the group policy.

account_id (required)

Path Parameter — Unique identifier for the Vault Account.

Produces

This API call produces the following media types according to the Accept request header; the media type will be conveyed by the Content-Type response header.

- *application/json*

Responses

200

Indicates that the Vault Account was successfully removed.

404

The specified resource was not found. **ErrorMessageResponse**

get /group-policy/{id}/vault-account

Get a list of Vault Accounts associated with this Group Policy. (api.config.groupPolicy.vaultAccount.index)
Get a list of *GroupPolicyVaultAccount* resources representing Vault accounts added to the group policy with the given *{id}*.

Path parameters

id (required)

Path Parameter — Unique identifier for the group policy.

Return type

array[[GroupPolicyVaultAccount](#)]

Example data

Content-Type: application/json

```
Example: [ {
  "account_id" : 1294386359,
  "role" : "inject",
  "group_policy_id" : 171976545
}, {
  "account_id" : 1294386359,
  "role" : "inject",
  "group_policy_id" : 171976545
} ]
```

Produces

This API call produces the following media types according to the Accept request header; the media type will be conveyed by the Content-Type response header.

- *application/json*

Responses

200

OK

404

The specified resource was not found. **ErrorMessageResponse**



get /group-policy/{id}/vault-account/{account_id}

Get a Vault Account added to a Group Policy. (api.config.groupPolicy.vaultAccount.show)

Get a *GroupPolicyVaultAccount* resource for the account with the given *{account_id}* that has been added to the group policy with the given *{id}*. This is useful for determining if a given account has been added to a certain group policy and the role the account of this group policy has.

Path parameters

id (required)

Path Parameter — Unique identifier for the group policy.

account_id (required)

Path Parameter — Unique identifier for the account.

Return type

[GroupPolicyVaultAccount](#)

Example data

Content-Type: application/json

```
Example: {  
  "account_id" : 1294386359,  
  "role" : "inject",  
  "group_policy_id" : 171976545  
}
```

Produces

This API call produces the following media types according to the Accept request header; the media type will be conveyed by the Content-Type response header.

- *application/json*

Responses

200

OK **GroupPolicyVaultAccount**

404

The specified resource was not found. **ErrorMessageResponse**



post /group-policy/{id}/vault-account

Adds a Vault Account to a Group Policy. (api.config.groupPolicy.vaultAccount.store)
Adds a Vault account given in the request body to a Group Policy with the *{id}* given in the path.

Path parameters

id (required)

Path Parameter — Unique identifier for the group policy.

Consumes

This API call consumes the following media types via the Content-Type request header:

- *application/json*

Request body

body [GroupPolicyVaultAccount](#) (required)
Body Parameter — New Group Policy Vault Account properties.

Return type

[GroupPolicyVaultAccount](#)

Example data

Content-Type: application/json

```
Example: {
  "account_id" : 1294386359,
  "role" : "inject",
  "group_policy_id" : 171976545
}
```

Produces

This API call produces the following media types according to the Accept request header; the media type will be conveyed by the Content-Type response header.

- *application/json*

Responses

201

Indicates the Vault Account was added to the Group Policy. **GroupPolicyVaultAccount**

404

The specified resource was not found. **ErrorMessageResponse**

422

One or more request parameters are invalid. The body contains a general error message as well as a validation error dictionary. **inline_response_422**



post /jump-client/{id}/copy

Copy a Jump Client. (api.config.jumpClient.copy)
Copies a Jump Client.

Path parameters

id (required)

Path Parameter — Unique identifier for the resource.

Consumes

This API call consumes the following media types via the Content-Type request header:

- *application/json*

Request body

body [JumpItem](#) (optional)
Body Parameter —

Return type

[CopyJumpItemResponse](#)

Example data

Content-Type: application/json

```
Example: {
  "destId" : 171976545,
  "success" : "success",
  "action" : "action"
}
```

Produces

This API call produces the following media types according to the Accept request header; the media type will be conveyed by the Content-Type response header.

- *application/json*

Responses

200

Indicates the Jump Client was successfully copied. **CopyJumpItemResponse**

404

The specified resource was not found. **ErrorMessageResponse**

422

One or more request parameters are invalid. The body contains a general error message as well as a validation error dictionary. **inline_**

response_422

post /jump-client/installer

Create a Jump Client installer (`api.config.jumpClient.createInstaller`)

The response body returns a unique installer identifier that can be used to download the installer for a specific platform, and the key information needed to deploy a Windows MSI installer.

Consumes

This API call consumes the following media types via the Content-Type request header:

- `application/json`

Request body

body [jumpclient_installer_body](#) (required)

Body Parameter — New Jump Client properties.

Return type

[JumpClientInstaller](#)

Example data

Content-Type: `application/json`

```
Example: {
  "installer_id" : "installer_id",
  "key_info" : "key_info"
}
```

Produces

This API call produces the following media types according to the Accept request header; the media type will be conveyed by the Content-Type response header.

- `application/json`

Responses

201

Indicates the Jump Client installer was created successfully and contains the installer identifier and key information. **JumpClientInstaller**

422

One or more request parameters are invalid. The body contains a general error message as well as a validation error dictionary. **inline_response_422**

delete /jump-client/{id}

Delete a Jump Client resource. (api.config.jumpClient.destroy)
Deletes the existing Jump Client resource with the given *{id}*.

Path parameters

id (required)

Path Parameter — Unique identifier for the resource.

Produces

This API call produces the following media types according to the Accept request header; the media type will be conveyed by the Content-Type response header.

- *application/json*

Responses

204

Indicates the Jump Client was successfully deleted.

404

The specified resource was not found. **ErrorMessageResponse**

422

One or more request parameters are invalid. The body contains a general error message as well as a validation error dictionary. **inline_response_422**

get /jump-client/installer/{installer_id}/{platform}

Get the mass deployment installer for the given platform. (api.config.jumpClient.download)
Gets the mass deployment installer for the given platform.

Path parameters

installer_id (required)

Path Parameter — The unique installer identifier.

platform (required)

Path Parameter — The platform for the mass deployment installer.

Return type

byte[]

Example data

Content-Type: application/json

```
Example: ""
```

Produces

This API call produces the following media types according to the Accept request header; the media type will be conveyed by the Content-Type response header.

- *application/x-executable*

Responses

200

OK byte[]



get /jump-client

Get all Jump Clients matching query parameters. (api.config.jumpClient.index)
Gets a paginated list of Jump Clients owned by shared Jump Groups.

Query parameters

per_page (optional)

Query Parameter — The number of items to include a paginated response.

current_page (optional)

Query Parameter — The 1-based index of the desired page.

name (optional)

Query Parameter — Filters Jump Clients by the given name.

hostname (optional)

Query Parameter — Filters Jump Clients by the given hostname (computer name).

fqdn (optional)

Query Parameter — Filters Jump Clients by the given fully qualified domain name.

tag (optional)

Query Parameter — Filters Jump Clients by the given tag.

jump_group_id (optional)

Query Parameter — Filters Jump Clients by the given jump group id. format: int32

jump_group_type (optional)

Query Parameter — Filters Jump Clients by the given jump group type.

console_user (optional)

Query Parameter — Filters Jump Clients by the given console user.

public_ip (optional)

Query Parameter — Filters Jump Clients by the given public IP address.

private_ip (optional)

Query Parameter — Filters Jump Clients by the given private IP address.

connection_type (optional)

Query Parameter — Filters Jump Clients by the given connection type.

Return type

array[[JumpClient](#)]

Example data

Content-Type: application/json

```
Example: [ {  
  "is_lost" : true,  
  "jump_policy_id" : 314780941,  
  "public_ip" : "public_ip",  
  "console_user" : "console_user",
```

```
"install_mode" : "unknown",
"jump_group_id" : 1294386359,
"is_quiet" : false,
"private_ip" : "private_ip",
"hostname" : "hostname",
"operating_system" : "operating_system",
"endpoint_agreement_policy" : "no_prompt",
"id" : 171976545,
>tag" : "tag",
"jump_group_type" : "shared",
"comments" : "comments",
"connection_type" : "active",
"fqdn" : "fqdn",
"last_connect_timestamp" : "2000-01-23T04:56:07.000+00:00",
"expiration_timestamp" : "2000-01-23T04:56:07.000+00:00",
"unavailable_reason" : "none",
"last_disconnect_timestamp" : "2000-01-23T04:56:07.000+00:00",
"needs_update" : true,
"last_access_timestamp" : "2000-01-23T04:56:07.000+00:00",
"name" : "name",
"session_policy_id" : 1280358509
}, {
  "is_lost" : true,
  "jump_policy_id" : 314780941,
  "public_ip" : "public_ip",
  "console_user" : "console_user",
  "install_mode" : "unknown",
  "jump_group_id" : 1294386359,
  "is_quiet" : false,
  "private_ip" : "private_ip",
  "hostname" : "hostname",
  "operating_system" : "operating_system",
  "endpoint_agreement_policy" : "no_prompt",
  "id" : 171976545,
  "tag" : "tag",
  "jump_group_type" : "shared",
  "comments" : "comments",
  "connection_type" : "active",
  "fqdn" : "fqdn",
  "last_connect_timestamp" : "2000-01-23T04:56:07.000+00:00",
  "expiration_timestamp" : "2000-01-23T04:56:07.000+00:00",
  "unavailable_reason" : "none",
  "last_disconnect_timestamp" : "2000-01-23T04:56:07.000+00:00",
  "needs_update" : true,
  "last_access_timestamp" : "2000-01-23T04:56:07.000+00:00",
  "name" : "name",
  "session_policy_id" : 1280358509
} ]
```

Produces

This API call produces the following media types according to the Accept request header; the media type will be conveyed by the Content-Type response header.

- *application/json*

Responses

200

OK



get /jump-client/{id}

Get a Jump Client. (api.config.jumpClient.show)
Gets the Jump Client resource with the given *{id}*.

Path parameters

id (required)

Path Parameter — Unique identifier for the resource.

Return type

[JumpClient](#)

Example data

Content-Type: application/json

```
Example: {
  "is_lost" : true,
  "jump_policy_id" : 314780941,
  "public_ip" : "public_ip",
  "console_user" : "console_user",
  "install_mode" : "unknown",
  "jump_group_id" : 1294386359,
  "is_quiet" : false,
  "private_ip" : "private_ip",
  "hostname" : "hostname",
  "operating_system" : "operating_system",
  "endpoint_agreement_policy" : "no_prompt",
  "id" : 171976545,
  "tag" : "tag",
  "jump_group_type" : "shared",
  "comments" : "comments",
  "connection_type" : "active",
  "fqdn" : "fqdn",
  "last_connect_timestamp" : "2000-01-23T04:56:07.000+00:00",
  "expiration_timestamp" : "2000-01-23T04:56:07.000+00:00",
  "unavailable_reason" : "none",
  "last_disconnect_timestamp" : "2000-01-23T04:56:07.000+00:00",
  "needs_update" : true,
```



```
"last_access_timestamp" : "2000-01-23T04:56:07.000+00:00",
"name" : "name",
"session_policy_id" : 1280358509
}
```

Produces

This API call produces the following media types according to the Accept request header; the media type will be conveyed by the Content-Type response header.

- *application/json*

Responses

200

OK **JumpClient**

404

The specified resource was not found. **ErrorMessageResponse**

422

One or more request parameters are invalid. The body contains a general error message as well as a validation error dictionary. **inline_response_422**



patch /jump-client/{id}

Update properties on a Jump Client resource. (api.config.jumpClient.update)
Modifies an existing Jump Client resource with the given *{id}* using the given properties.

Path parameters

id (required)

Path Parameter — Unique identifier for the resource.

Consumes

This API call consumes the following media types via the Content-Type request header:

- *application/json*

Request body

body **JumpClient** (required)
Body Parameter — A Jump Client resource with modified properties.

Return type

[JumpClient](#)

Example data

Content-Type: application/json

```
Example: {
  "is_lost" : true,
  "jump_policy_id" : 314780941,
  "public_ip" : "public_ip",
  "console_user" : "console_user",
  "install_mode" : "unknown",
  "jump_group_id" : 1294386359,
  "is_quiet" : false,
  "private_ip" : "private_ip",
  "hostname" : "hostname",
  "operating_system" : "operating_system",
  "endpoint_agreement_policy" : "no_prompt",
  "id" : 171976545,
  "tag" : "tag",
  "jump_group_type" : "shared",
  "comments" : "comments",
  "connection_type" : "active",
  "fqdn" : "fqdn",
  "last_connect_timestamp" : "2000-01-23T04:56:07.000+00:00",
  "expiration_timestamp" : "2000-01-23T04:56:07.000+00:00",
  "unavailable_reason" : "none",
  "last_disconnect_timestamp" : "2000-01-23T04:56:07.000+00:00",
  "needs_update" : true,
  "last_access_timestamp" : "2000-01-23T04:56:07.000+00:00",
  "name" : "name",
  "session_policy_id" : 1280358509
}
```

Produces

This API call produces the following media types according to the Accept request header; the media type will be conveyed by the Content-Type response header.

- *application/json*

Responses

200

Indicates the existing Jump Client was successfully updated and returns the Jump Client. **JumpClient**

404

The specified resource was not found. **ErrorMessageResponse**

422

One or more request parameters are invalid. The body contains a general error message as well as a validation error dictionary. **inline_response_422**



delete /jump-group/{id}

Delete a Jump Group. (api.config.jumpGroup.destroy)

Deletes an existing Jump Group resource with the given *{id}*. Note that all resources owned by this Jump Group, such as Jump Items, will also be deleted.

Path parameters

id (required)

Path Parameter — Unique identifier for the resource.

Produces

This API call produces the following media types according to the Accept request header; the media type will be conveyed by the Content-Type response header.

- *application/json*

Responses

204

Indicates the Jump Group was successfully deleted.

404

The specified resource was not found. **ErrorMessageResponse**

422

One or more request parameters are invalid. The body contains a general error message as well as a validation error dictionary. **inline_response_422**



get /jump-group

Get all Jump Group resources matching query parameters. (api.config.jumpGroup.index)

Gets a paginated list of Jump Groups.

They can optionally be filtered using query string parameters documented below. If more than one filter is specified, then AND logic is used to combine the criteria. If no filter criteria are specified, then all Jump Groups are returned. String parameters are always matched case-insensitively and exactly; no partial matches are allowed.

Query parameters

per_page (optional)

Query Parameter — The number of items to include a paginated response.

current_page (optional)

Query Parameter — The 1-based index of the desired page.

name (optional)

Query Parameter — Filters results to include only the Jump Group with the given name.

code_name (optional)

Query Parameter — Filters a response to include only resources with the given code name.

Return type

array[[JumpGroup](#)]

Example data

Content-Type: application/json

```
Example: [ {
  "comments" : "comments",
  "name" : "name",
  "id" : 171976545,
  "ecm_group_id" : 1294386359,
  "code_name" : "code_name"
}, {
  "comments" : "comments",
  "name" : "name",
  "id" : 171976545,
  "ecm_group_id" : 1294386359,
  "code_name" : "code_name"
} ]
```

Produces

This API call produces the following media types according to the Accept request header; the media type will be conveyed by the Content-Type response header.

- *application/json*

Responses

200

OK



get /jump-group/{id}

Get a Jump Group. (api.config.jumpGroup.show)
Gets the Jump Group resource with the given *{id}*.

Path parameters

id (required)

Path Parameter — Unique identifier for the resource.

Return type

[JumpGroup](#)

Example data

Content-Type: application/json

```
Example: {
  "comments" : "comments",
  "name" : "name",
  "id" : 171976545,
  "ecm_group_id" : 1294386359,
  "code_name" : "code_name"
}
```

Produces

This API call produces the following media types according to the Accept request header; the media type will be conveyed by the Content-Type response header.

- *application/json*

Responses

200

OK JumpGroup

404

The specified resource was not found. **ErrorMessageResponse**

422

One or more request parameters are invalid. The body contains a general error message as well as a validation error dictionary. **inline_response_422**



post /jump-group

Adds a new Jump Group. (api.config.jumpGroup.store)
Creates a new Jump Group with the properties given in the request body.

Consumes

This API call consumes the following media types via the Content-Type request header:

- *application/json*

Request body

body [JumpGroup](#) (optional)
Body Parameter —

Return type

[JumpGroup](#)

Example data

Content-Type: application/json

```
Example: {
  "comments" : "comments",
  "name" : "name",
  "id" : 171976545,
  "ecm_group_id" : 1294386359,
  "code_name" : "code_name"
}
```

Produces

This API call produces the following media types according to the Accept request header; the media type will be conveyed by the Content-Type response header.

- *application/json*

Responses

201

Indicates the Jump Group was created successfully and contains the new instance. The *Location* header contains the URL of the new group. **JumpGroup**

422

One or more request parameters are invalid. The body contains a general error message as well as a validation error dictionary. **inline_response_422**



patch /jump-group/{id}

Update properties on a Jump Group resource. (api.config.jumpGroup.update)
Modifies an existing Jump Group resource with the given *{id}* using the given properties.

Path parameters

id (required)

Path Parameter — Unique identifier for the resource.

Consumes

This API call consumes the following media types via the Content-Type request header:

- *application/json*

Request body

body [JumpGroup](#) (required)
Body Parameter — The Jump Group properties to modify.

Return type

[JumpGroup](#)

Example data

Content-Type: application/json

```
Example: {
  "comments" : "comments",
  "name" : "name",
  "id" : 171976545,
  "ecm_group_id" : 1294386359,
  "code_name" : "code_name"
}
```

Produces

This API call produces the following media types according to the Accept request header; the media type will be conveyed by the Content-Type response header.

- *application/json*

Responses

200

Indicates the existing Jump Group was successfully updated and returns the new Jump Group. **JumpGroup**

404

The specified resource was not found. **ErrorMessageResponse**

422

One or more request parameters are invalid. The body contains a general error message as well as a validation error dictionary. **inline_response_422**



delete /jump-group/{id}/user/{user_id}

Remove a User from a Jump Group. (api.config.jumpGroup.user.destroy)
Removes the user with the given `{user_id}` from the Jump Group with the given `{id}`.

Path parameters

id (required)

Path Parameter — Unique identifier for the resource.

user_id (required)

Path Parameter — The unique id of the user.

Produces

This API call produces the following media types according to the Accept request header; the media type will be conveyed by the Content-Type response header.

- `application/json`

Responses

204

Indicates the user was successfully removed.

404

The specified resource was not found. **ErrorMessageResponse**

422

One or more request parameters are invalid. The body contains a general error message as well as a validation error dictionary. **inline_**

response_422

get /jump-group/{id}/user

Get a list of Users in a Jump Group. (api.config.jumpGroup.user.index)

Gets a paginated list of *JumpGroupUser* resources representing users explicitly granted access to the Jump Group with the given *{id}*. This list does not include users implicitly granted access via a group policy or the "Administrator" user permission.

Path parameters

id (required)

Path Parameter — Unique identifier for the resource.

Query parameters

per_page (optional)

Query Parameter — The number of items to include a paginated response.

current_page (optional)

Query Parameter — The 1-based index of the desired page.

Return type

array[[JumpGroupUser](#)]

Example data

Content-Type: application/json

```
Example: [ {
  "jump_policy_id" : 314780941,
  "user_id" : 171976545,
  "jump_item_role_id" : 1294386359
}, {
  "jump_policy_id" : 314780941,
  "user_id" : 171976545,
  "jump_item_role_id" : 1294386359
} ]
```

Produces

This API call produces the following media types according to the Accept request header; the media type will be conveyed by the Content-Type response header.

- `application/json`

Responses

200

OK

404

The specified resource was not found. **ErrorMessageResponse**

422

One or more request parameters are invalid. The body contains a general error message as well as a validation error dictionary. **inline_response_422**



get /jump-group/{id}/user/{user_id}

Get a User in a Jump Group. (`api.config.jumpGroup.user.show`)

Returns a *JumpGroupUser* resource representing a user with the given `{user_id}` in the Jump Group with the given `{id}`. This is useful for determining the Jump Item Role and Jump Policy for the user in the Jump Group.

Path parameters

id (required)

Path Parameter — Unique identifier for the resource.

user_id (required)

Path Parameter — The unique id of the user.

Return type

[JumpGroupUser](#)

Example data

Content-Type: `application/json`

```
Example: {
  "jump_policy_id" : 314780941,
  "user_id" : 171976545,
  "jump_item_role_id" : 1294386359
}
```

Produces

This API call produces the following media types according to the Accept request header; the media type will be conveyed by the Content-Type response header.

- *application/json*

Responses

200

A *JumpGroupUser* resource. **JumpGroupUser**



post /jump-group/{id}/user

Add a User to a Jump Group. (*api.config.jumpGroup.user.store*)

Adds a user with the *user_id* given in the request body to the Jump Group with the given *{id}*. Only the *user_id* field is required in the body.

The *jump_item_role_id* defaults to *null*, which means the system will use the user's Default Jump Item Role at the time of a jump. The *jump_policy_id* defaults to *null*, which means "Set on Jump Items".

Path parameters

id (required)

Path Parameter — Unique identifier for the resource.

Consumes

This API call consumes the following media types via the Content-Type request header:

- *application/json*

Request body

body JumpGroupUser (optional)

Body Parameter —

Return type

JumpGroupUser

Example data

Content-Type: application/json

```
Example: {
  "jump_policy_id" : 314780941,
  "user_id" : 171976545,
  "jump_item_role_id" : 1294386359
}
```

Produces

This API call produces the following media types according to the Accept request header; the media type will be conveyed by the Content-Type response header.

- *application/json*

Responses

201

Indicates the user was created successfully added to the Jump Group. **JumpGroupUser**

422

One or more request parameters are invalid. The body contains a general error message as well as a validation error dictionary. **inline_response_422**



patch /jump-group/{id}/user/{user_id}

Change a User's role or Jump Policy in a Jump Group. (api.config.jumpGroup.user.update)

Modifies the existing Jump Item Role or Jump Policy of the user with the given *{user_id}* in the Jump Group with the given *{id}*.

Path parameters

id (required)

Path Parameter — Unique identifier for the resource.

user_id (required)

Path Parameter — The unique id of the user.

Consumes

This API call consumes the following media types via the Content-Type request header:

- *application/json*

Request body

body [JumpGroupUser](#) (required)

Body Parameter — The properties to modify.

Return type

[JumpGroupUser](#)

Example data

Content-Type: application/json

```
Example: {
  "jump_policy_id" : 314780941,
  "user_id" : 171976545,
  "jump_item_role_id" : 1294386359
}
```

Produces

This API call produces the following media types according to the Accept request header; the media type will be conveyed by the Content-Type response header.

- *application/json*

Responses

200

Indicates the update was successful. **JumpGroupUser**

404

The specified resource was not found. **ErrorMessageResponse**

422

One or more request parameters are invalid. The body contains a general error message as well as a validation error dictionary. **inline_response_422**



post /jump-item/protocol-tunnel-jump/{id}/copy

Copy a Protocol Tunnel Jump Item. (`api.config.jumpItem.protocolTunnelJump.copy`)
Copies the Protocol Tunnel Jump Item resource with the given `{id}`.

Path parameters

id (required)

Path Parameter — Unique identifier for the resource.

Consumes

This API call consumes the following media types via the Content-Type request header:

- `application/json`

Request body

body [JumpItem](#) (optional)
Body Parameter —

Return type

[CopyJumpItemResponse](#)

Example data

Content-Type: `application/json`

```
Example: {
  "destId" : 171976545,
  "success" : "success",
  "action" : "action"
}
```

Produces

This API call produces the following media types according to the Accept request header; the media type will be conveyed by the Content-Type response header.

- `application/json`

Responses

200

Indicates the Protocol Tunnel Jump Item was successfully copied. **CopyJumpItemResponse**

404

The specified resource was not found. **ErrorMessageResponse**

422

One or more request parameters are invalid. The body contains a general error message as well as a validation error dictionary. **inline_response_422**



delete /jump-item/protocol-tunnel-jump/{id}

Delete a Protocol Tunnel Jump Item resource. (`api.config.jumpItem.protocolTunnelJump.destroy`)
Deletes an existing Protocol Tunnel Jump Item resource with the given `{id}`.

Path parameters

id (required)

Path Parameter — Unique identifier for the resource.

Produces

This API call produces the following media types according to the Accept request header; the media type will be conveyed by the Content-Type response header.

- *application/json*

Responses

204

Indicates the Protocol Tunnel Jump Item was successfully deleted.

404

The specified resource was not found. **ErrorMessageResponse**

422

One or more request parameters are invalid. The body contains a general error message as well as a validation error dictionary. **inline_response_422**



get /jump-item/protocol-tunnel-jump

Get all protocol tunnel jump items matching query parameters. (api.config.jumpItem.protocolTunnelJump.index)
Returns a paginated list of Protocol Tunnel Jump Items. This API is needed so that the synchronization integration can efficiently know which Protocol Tunnel Jump Items already exist in the system.

Query parameters

per_page (optional)

Query Parameter — The number of items to include a paginated response.

current_page (optional)

Query Parameter — The 1-based index of the desired page.

name (optional)

Query Parameter — Filters results to include only protocol tunnel jump items with the given name.

hostname (optional)

Query Parameter — Filters results to include only the protocol tunnel jump items with the given hostname.

jump_group_id (optional)

Query Parameter — Filters results to include only the protocol tunnel jump items with the given Jump Group id. format: int32

jump_group_type (optional)

Query Parameter — Filters results to include only the protocol tunnel jump items with the given Jump Group type.

jumpoint_id (optional)

Query Parameter — Filters results to include only the protocol tunnel jump items with the given Jumpoint id. format: int32

tag (optional)

Query Parameter — Filters results to include only the protocol tunnel jump items with the given tag.

Return type

array[[ProtocolTunnelJumpItem](#)]

Example data

Content-Type: application/json

```
Example: [ {
  "jump_policy_id" : 1280358509,
  "jumpoint_id" : 1294386359,
  "jump_group_type" : "shared",
  "comments" : "comments",
  "jump_group_id" : 314780941,
  "tunnel_definitions" : "tunnel_definitions",
  "hostname" : "hostname",
  "database" : "database",
  "name" : "name",
  "tunnel_listen_address" : "127.0.0.1",
  "id" : 171976545,
  "tag" : "tag",
  "session_policy_id" : 1210617419,
  "tunnel_type" : "tcp",
  "username" : "username"
}, {
  "jump_policy_id" : 1280358509,
  "jumpoint_id" : 1294386359,
  "jump_group_type" : "shared",
  "comments" : "comments",
```



```
"jump_group_id" : 314780941,
"tunnel_definitions" : "tunnel_definitions",
"hostname" : "hostname",
"database" : "database",
"name" : "name",
"tunnel_listen_address" : "127.0.0.1",
"id" : 171976545,
"tag" : "tag",
"session_policy_id" : 1210617419,
"tunnel_type" : "tcp",
"username" : "username"
} ]
```

Produces

This API call produces the following media types according to the Accept request header; the media type will be conveyed by the Content-Type response header.

- *application/json*

Responses

200

OK

404

The specified resource was not found. **ErrorMessageResponse**

422

One or more request parameters are invalid. The body contains a general error message as well as a validation error dictionary. **inline_response_422**



get /jump-item/protocol-tunnel-jump/{id}

Get a Protocol Tunnel Jump Item. (api.config.jumpItem.protocolTunnelJump.show)
Return a Protocol Tunnel Jump Item resource with the given *{id}*.

Path parameters

id (required)

Path Parameter — Unique identifier for the resource.

Return type

[ProtocolTunnelJumpItem](#)

Example data

Content-Type: application/json

```
Example: {
  "jump_policy_id" : 1280358509,
  "jumpoint_id" : 1294386359,
  "jump_group_type" : "shared",
  "comments" : "comments",
  "jump_group_id" : 314780941,
  "tunnel_definitions" : "tunnel_definitions",
  "hostname" : "hostname",
  "database" : "database",
  "name" : "name",
  "tunnel_listen_address" : "127.0.0.1",
  "id" : 171976545,
  "tag" : "tag",
  "session_policy_id" : 1210617419,
  "tunnel_type" : "tcp",
  "username" : "username"
}
```

Produces

This API call produces the following media types according to the Accept request header; the media type will be conveyed by the Content-Type response header.

- *application/json*

Responses

200

The requested ProtocolTunnelJumpItem instance. **ProtocolTunnelJumpItem**

404

The specified resource was not found. **ErrorMessageResponse**

422

One or more request parameters are invalid. The body contains a general error message as well as a validation error dictionary. **inline_response_422**



post /jump-item/protocol-tunnel-jump

Adds a new Protocol Tunnel Jump Item. (api.config.jumpItem.protocolTunnelJump.store)
Creates a new Protocol Tunnel Jump Item with the properties given in the request body.

Consumes

This API call consumes the following media types via the Content-Type request header:

- `application/json`

Request body

body [ProtocolTunnelJumpItem](#) (optional)
Body Parameter —

Return type

[ShellJumpItem](#)

Example data

Content-Type: `application/json`

```
Example: {
  "jump_policy_id" : 494379917,
  "jumpoint_id" : 1294386359,
  "jump_group_type" : "shared",
  "comments" : "comments",
  "jump_group_id" : 1280358509,
  "terminal" : "xterm",
  "hostname" : "hostname",
  "protocol" : "ssh",
  "port" : 9607,
  "name" : "name",
  "id" : 171976545,
  "keep_alive" : 169,
  "tag" : "tag",
  "session_policy_id" : 1516424369,
  "username" : "username"
}
```

Produces

This API call produces the following media types according to the Accept request header; the media type will be conveyed by the Content-Type response header.

- `application/json`

Responses

201

Indicates the Protocol Tunnel Jump Item was created successfully and contains the new instance. The *Location* header contains the URL of the item. **ShellJumpItem**

404

The specified resource was not found. **ErrorMessageResponse**

422

One or more request parameters are invalid. The body contains a general error message as well as a validation error dictionary. **inline_**

response_422

patch /jump-item/protocol-tunnel-jump/{id}

Update properties on a Protocol Tunnel Jump Item. (api.config.jumpItem.protocolTunnelJump.update)
Modifies the existing Protocol Tunnel Jump Item resource with the given {id}.

Path parameters

id (required)

Path Parameter — Unique identifier for the resource.

Consumes

This API call consumes the following media types via the Content-Type request header:

- *application/json*

Request body

body [ProtocolTunnelJumpItem](#) (required)

Body Parameter — A Protocol Tunnel Jump Item object with modified properties.

Return type

[ProtocolTunnelJumpItem](#)

Example data

Content-Type: application/json

```
Example: {
  "jump_policy_id" : 1280358509,
  "jumpoint_id" : 1294386359,
  "jump_group_type" : "shared",
  "comments" : "comments",
  "jump_group_id" : 314780941,
  "tunnel_definitions" : "tunnel_definitions",
  "hostname" : "hostname",
  "database" : "database",
  "name" : "name",
  "tunnel_listen_address" : "127.0.0.1",
  "id" : 171976545,
  "tag" : "tag",
  "session_policy_id" : 1210617419,
  "tunnel_type" : "tcp",
  "username" : "username"
}
```

Produces

This API call produces the following media types according to the Accept request header; the media type will be conveyed by the Content-Type response header.

- *application/json*

Responses

200

Indicates the Protocol Tunnel Jump Item was successfully updated and contains an updated Protocol Tunnel Jump Item instance.

ProtocolTunnelJumpItem

404

The specified resource was not found. **ErrorMessageResponse**

422

One or more request parameters are invalid. The body contains a general error message as well as a validation error dictionary. **inline_response_422**



post /jump-item/remote-rdp/{id}/copy

Copy a Remote RDP Jump Item. (`api.config.jumpItem.remoteRdp.copy`)
Copies the Remote RDP Jump Item resource with the given *{id}*.

Path parameters

id (required)

Path Parameter — Unique identifier for the resource.

Consumes

This API call consumes the following media types via the Content-Type request header:

- *application/json*

Request body

body [JumpItem](#) (optional)
Body Parameter —

Return type

[CopyJumpItemResponse](#)

Example data

Content-Type: application/json

```
Example: {
  "destId" : 171976545,
  "success" : "success",
  "action" : "action"
}
```

Produces

This API call produces the following media types according to the Accept request header; the media type will be conveyed by the Content-Type response header.

- *application/json*

Responses

200

Indicates the Remote RDP Item was successfully copied. **CopyJumpItemResponse**

404

The specified resource was not found. **ErrorMessageResponse**

422

One or more request parameters are invalid. The body contains a general error message as well as a validation error dictionary. **inline_response_422**



delete /jump-item/remote-rdp/{id}

Delete a Remote RDP Jump Item resource. (`api.config.jumpItem.remoteRdp.destroy`)
Deletes the existing Remote RDP Jump Item resource with the given *{id}*.

Path parameters

id (required)

Path Parameter — Unique identifier for the resource.

Produces

This API call produces the following media types according to the Accept request header; the media type will be conveyed by the Content-Type response header.

- *application/json*

Responses

204

Indicates the Remote RDP Jump Item was successfully deleted.

404

The specified resource was not found. **ErrorMessageResponse**

422

One or more request parameters are invalid. The body contains a general error message as well as a validation error dictionary. **inline_response_422**



get /jump-item/remote-rdp

Get all Remote RDP Jump Items matching query parameters. (api.config.jumpItem.remoteRdp.index)

Gets a paginated list of Remote RDP Jump Items. This API is needed so that the synchronization integration can efficiently know which Remote RDP Jump Items already exist in the system.

Query parameters

per_page (optional)

Query Parameter — The number of items to include a paginated response.

current_page (optional)

Query Parameter — The 1-based index of the desired page.

name (optional)

Query Parameter — Filters results to include only remote rdp items with the given name.

hostname (optional)

Query Parameter — Filters results to include only the remote rdp items with the given hostname.

jump_group_id (optional)

Query Parameter — Filters results to include only the remote rdp items with the given jump_group_id. format: int32

jump_group_type (optional)

Query Parameter — Filters results to include only the remote rdp items with the given Jump Group type.

jumpoint_id (optional)

Query Parameter — Filters results to include only the remote rdp items with the given Jumpoint id. format: int32

endpoint_id (optional)

Query Parameter — Filters results to include only the remote rdp with the given endpoint_id. format: int32

tag (optional)

Query Parameter — Filters results to include only the remote rdp items with the given tag.

Return type

array[[RemoteRdpJumpItem](#)]

Example data

Content-Type: application/json

```
Example: [ {
  "console" : false,
  "jump_policy_id" : 1280358509,
  "jumpoint_id" : 1294386359,
  "jump_group_type" : "shared",
  "comments" : "comments",
  "remote_app_params" : "remote_app_params",
  "ignore_untrusted" : false,
  "endpoint_id" : 494379917,
  "jump_group_id" : 314780941,
  "session_forensics" : false,
  "quality" : "video",
  "credential_type" : "credential_type",
  "hostname" : "hostname",
  "rdp_username" : "rdp_username",
  "remote_exe_params" : "remote_exe_params",
  "domain" : "domain",
  "name" : "name",
  "remote_exe_path" : "remote_exe_path",
  "target_system" : "target_system",
  "id" : 171976545,
  "tag" : "tag",
  "session_policy_id" : 1210617419,
  "remote_app_name" : "remote_app_name",
  "secure_app_type" : "none"
}, {
  "console" : false,
  "jump_policy_id" : 1280358509,
  "jumpoint_id" : 1294386359,
  "jump_group_type" : "shared",
```



```
"comments" : "comments",
"remote_app_params" : "remote_app_params",
"ignore_untrusted" : false,
"endpoint_id" : 494379917,
"jump_group_id" : 314780941,
"session_forensics" : false,
"quality" : "video",
"credential_type" : "credential_type",
"hostname" : "hostname",
"rdp_username" : "rdp_username",
"remote_exe_params" : "remote_exe_params",
"domain" : "domain",
"name" : "name",
"remote_exe_path" : "remote_exe_path",
"target_system" : "target_system",
"id" : 171976545,
"tag" : "tag",
"session_policy_id" : 1210617419,
"remote_app_name" : "remote_app_name",
"secure_app_type" : "none"
} ]
```

Produces

This API call produces the following media types according to the Accept request header; the media type will be conveyed by the Content-Type response header.

- *application/json*

Responses

200

OK



get /jump-item/remote-rdp/{id}

Get a Remote RDP Jump Item. (api.config.jumpItem.remoteRdp.show)
Gets the Remote RDP Jump Item resource with the given *{id}*.

Path parameters

id (required)

Path Parameter — Unique identifier for the resource.

Return type

[RemoteRdpJumpItem](#)

Example data

Content-Type: application/json

```
Example: {
  "console" : false,
  "jump_policy_id" : 1280358509,
  "jumpoint_id" : 1294386359,
  "jump_group_type" : "shared",
  "comments" : "comments",
  "remote_app_params" : "remote_app_params",
  "ignore_untrusted" : false,
  "endpoint_id" : 494379917,
  "jump_group_id" : 314780941,
  "session_forensics" : false,
  "quality" : "video",
  "credential_type" : "credential_type",
  "hostname" : "hostname",
  "rdp_username" : "rdp_username",
  "remote_exe_params" : "remote_exe_params",
  "domain" : "domain",
  "name" : "name",
  "remote_exe_path" : "remote_exe_path",
  "target_system" : "target_system",
  "id" : 171976545,
  "tag" : "tag",
  "session_policy_id" : 1210617419,
  "remote_app_name" : "remote_app_name",
  "secure_app_type" : "none"
}
```

Produces

This API call produces the following media types according to the Accept request header; the media type will be conveyed by the Content-Type response header.

- *application/json*

Responses

200

OK RemoteRdpJumpItem

404

The specified resource was not found. **ErrorMessageResponse**

422

One or more request parameters are invalid. The body contains a general error message as well as a validation error dictionary. **inline_response_422**

post /jump-item/remote-rdp

Create a Remote RDP Jump Item. (api.config.jumpitem.remoteRdp.store)

Adds a new Remote RDP Jump Item resource. The response body contains the new Remote RDP Jump Item.

Consumes

This API call consumes the following media types via the Content-Type request header:

- *application/json*

Request body

body [RemoteRdpJumpItem](#) (required)

Body Parameter — New Remote RDP Jump Item properties.

Return type

[RemoteRdpJumpItem](#)

Example data

Content-Type: application/json

```
Example: {
  "console" : false,
  "jump_policy_id" : 1280358509,
  "jumpoint_id" : 1294386359,
  "jump_group_type" : "shared",
  "comments" : "comments",
  "remote_app_params" : "remote_app_params",
  "ignore_untrusted" : false,
  "endpoint_id" : 494379917,
  "jump_group_id" : 314780941,
  "session_forensics" : false,
  "quality" : "video",
  "credential_type" : "credential_type",
  "hostname" : "hostname",
  "rdp_username" : "rdp_username",
  "remote_exe_params" : "remote_exe_params",
  "domain" : "domain",
  "name" : "name",
  "remote_exe_path" : "remote_exe_path",
  "target_system" : "target_system",
  "id" : 171976545,
  "tag" : "tag",
  "session_policy_id" : 1210617419,
  "remote_app_name" : "remote_app_name",
  "secure_app_type" : "none"
}
```

Produces

This API call produces the following media types according to the Accept request header; the media type will be conveyed by the Content-Type response header.

- *application/json*

Responses

201

Indicates the Remote RDP Jump Item was created successfully and contains the new Remote RDP Jump Item instance. The *Location* header contains the URL of the Remote RDP Jump Item. **RemoteRdpJumpItem**

422

One or more request parameters are invalid. The body contains a general error message as well as a validation error dictionary. **inline_response_422**



patch /jump-item/remote-rdp/{id}

Update properties on a Remote RDP Jump Item resource. (api.config.jumpItem.remoteRdp.update)
Modifies an existing Remote RDP Jump Item resource with the given *{id}* using the given properties.

Path parameters

id (required)

Path Parameter — Unique identifier for the resource.

Consumes

This API call consumes the following media types via the Content-Type request header:

- *application/json*

Request body

body [RemoteRdpJumpItem](#) (required)

Body Parameter — A Remote RDP Jump Item resource with modified properties.

Return type

[RemoteRdpJumpItem](#)

Example data

Content-Type: application/json

```
Example: {
  "console" : false,
  "jump_policy_id" : 1280358509,
  "jumpoint_id" : 1294386359,
  "jump_group_type" : "shared",
  "comments" : "comments",
  "remote_app_params" : "remote_app_params",
  "ignore_untrusted" : false,
  "endpoint_id" : 494379917,
  "jump_group_id" : 314780941,
  "session_forensics" : false,
  "quality" : "video",
  "credential_type" : "credential_type",
  "hostname" : "hostname",
  "rdp_username" : "rdp_username",
  "remote_exe_params" : "remote_exe_params",
  "domain" : "domain",
  "name" : "name",
  "remote_exe_path" : "remote_exe_path",
  "target_system" : "target_system",
  "id" : 171976545,
  "tag" : "tag",
  "session_policy_id" : 1210617419,
  "remote_app_name" : "remote_app_name",
  "secure_app_type" : "none"
}
```

Produces

This API call produces the following media types according to the Accept request header; the media type will be conveyed by the Content-Type response header.

- *application/json*

Responses

200

Indicates the existing Remote RDP Jump Item was successfully updated and returns the updated Remote RDP Jump Item.

RemoteRdpJumpItem

404

The specified resource was not found. **ErrorMessageResponse**

422

One or more request parameters are invalid. The body contains a general error message as well as a validation error dictionary. **inline_response_422**



post /jump-item/shell-jump/{id}/copy

Copy a Shell Jump Item. (api.config.jumpItem.shellJump.copy)

Copies the Shell Jump Item resource with the given `{id}`.

Path parameters

id (required)

Path Parameter — Unique identifier for the resource.

Consumes

This API call consumes the following media types via the Content-Type request header:

- `application/json`

Request body

body [JumpItem](#) (optional)
Body Parameter —

Return type

[CopyJumpItemResponse](#)

Example data

Content-Type: application/json

```
Example: {
  "destId" : 171976545,
  "success" : "success",
  "action" : "action"
}
```

Produces

This API call produces the following media types according to the Accept request header; the media type will be conveyed by the Content-Type response header.

- `application/json`

Responses

200

Indicates the Shell Jump Item was successfully copied. **CopyJumpItemResponse**

404

The specified resource was not found. **ErrorMessageResponse**

422

One or more request parameters are invalid. The body contains a general error message as well as a validation error dictionary. **inline_**

response_422

delete /jump-item/shell-jump/{id}

Delete a Shell Jump Item resource. (api.config.jumpItem.shellJump.destroy)
Deletes an existing Shell Jump Item resource with the given *{id}*.

Path parameters

id (required)

Path Parameter — Unique identifier for the resource.

Produces

This API call produces the following media types according to the Accept request header; the media type will be conveyed by the Content-Type response header.

- *application/json*

Responses

204

Indicates the Shell Jump Item was successfully deleted.

404

The specified resource was not found. **ErrorMessageResponse**

422

One or more request parameters are invalid. The body contains a general error message as well as a validation error dictionary. **inline_response_422**

get /jump-item/shell-jump

Get all shell jump items matching query parameters. (api.config.jumpItem.shellJump.index)
Gets a paginated list of Shell Jump Items. This API is needed so that the synchronization integration can efficiently know which Shell Jump Items already exist in the system.

Query parameters

per_page (optional)

Query Parameter — The number of items to include a paginated response.

current_page (optional)

Query Parameter — The 1-based index of the desired page.

name (optional)

Query Parameter — Filters results to include only shell jump items with the given name.

hostname (optional)

Query Parameter — Filters results to include only the shell jump items with the given hostname.

jump_group_id (optional)

Query Parameter — Filters results to include only the shell jump items with the given Jump Group id. format: int32

jump_group_type (optional)

Query Parameter — Filters results to include only the shell jump items with the given Jump Group type.

jumpoint_id (optional)

Query Parameter — Filters results to include only the shell jump items with the given Jumpoint id. format: int32

tag (optional)

Query Parameter — Filters results to include only the shell jump items with the given tag.

Return type

array[[ShellJumpItem](#)]

Example data

Content-Type: application/json

```
Example: [ {  
  "jump_policy_id" : 494379917,  
  "jumpoint_id" : 1294386359,  
  "jump_group_type" : "shared",  
  "comments" : "comments",  
  "jump_group_id" : 1280358509,  
  "terminal" : "xterm",  
  "hostname" : "hostname",  
  "protocol" : "ssh",  
  "port" : 9607,  
  "name" : "name",
```



```
"id" : 171976545,
"keep_alive" : 169,
"tag" : "tag",
"session_policy_id" : 1516424369,
"username" : "username"
}, {
  "jump_policy_id" : 494379917,
  "jumpoint_id" : 1294386359,
  "jump_group_type" : "shared",
  "comments" : "comments",
  "jump_group_id" : 1280358509,
  "terminal" : "xterm",
  "hostname" : "hostname",
  "protocol" : "ssh",
  "port" : 9607,
  "name" : "name",
  "id" : 171976545,
  "keep_alive" : 169,
  "tag" : "tag",
  "session_policy_id" : 1516424369,
  "username" : "username"
} ]
```

Produces

This API call produces the following media types according to the Accept request header; the media type will be conveyed by the Content-Type response header.

- *application/json*

Responses

200

OK



get /jump-item/shell-jump/{id}

Get a Shell Jump Item. (api.config.jumpItem.shellJump.show)
Gets the Shell Jump Item resource with the given *{id}*.

Path parameters

id (required)

Path Parameter — Unique identifier for the resource.

Return type

[ShellJumpItem](#)

Example data

Content-Type: application/json

```
Example: {
  "jump_policy_id" : 494379917,
  "jumpoint_id" : 1294386359,
  "jump_group_type" : "shared",
  "comments" : "comments",
  "jump_group_id" : 1280358509,
  "terminal" : "xterm",
  "hostname" : "hostname",
  "protocol" : "ssh",
  "port" : 9607,
  "name" : "name",
  "id" : 171976545,
  "keep_alive" : 169,
  "tag" : "tag",
  "session_policy_id" : 1516424369,
  "username" : "username"
}
```

Produces

This API call produces the following media types according to the Accept request header; the media type will be conveyed by the Content-Type response header.

- *application/json*

Responses

200

The requested ShellJumpItem instance. **ShellJumpItem**

404

The specified resource was not found. **ErrorMessageResponse**

422

One or more request parameters are invalid. The body contains a general error message as well as a validation error dictionary. **inline_response_422**



post /jump-item/shell-jump

Adds a new Shell Jump Item. (api.config.jumpItem.shellJump.store)
Creates a new Shell Jump Item with the properties given in the request body.

Consumes

This API call consumes the following media types via the Content-Type request header:

- `application/json`

Request body

body [ShellJumpItem](#) (optional)
Body Parameter —

Return type

[ShellJumpItem](#)

Example data

Content-Type: `application/json`

```
Example: {
  "jump_policy_id" : 494379917,
  "jumpoint_id" : 1294386359,
  "jump_group_type" : "shared",
  "comments" : "comments",
  "jump_group_id" : 1280358509,
  "terminal" : "xterm",
  "hostname" : "hostname",
  "protocol" : "ssh",
  "port" : 9607,
  "name" : "name",
  "id" : 171976545,
  "keep_alive" : 169,
  "tag" : "tag",
  "session_policy_id" : 1516424369,
  "username" : "username"
}
```

Produces

This API call produces the following media types according to the Accept request header; the media type will be conveyed by the Content-Type response header.

- `application/json`

Responses

201

Indicates the Shell Jump Item was created successfully and contains the new instance. The *Location* header contains the URL of the item. **ShellJumpItem**

422

One or more request parameters are invalid. The body contains a general error message as well as a validation error dictionary. **inline_response_422**

patch /jump-item/shell-jump/{id}

Update properties on a Shell Jump Item. (api.config.jumpItem.shellJump.update)
Modifies the existing Shell Jump Item resource with the given *{id}*.

Path parameters

id (required)

Path Parameter — Unique identifier for the resource.

Consumes

This API call consumes the following media types via the Content-Type request header:

- *application/json*

Request body

body [ShellJumpItem](#) (required)
Body Parameter — A Shell Jump Item object with modified properties.

Return type

[ShellJumpItem](#)

Example data

Content-Type: application/json

```
Example: {
  "jump_policy_id" : 494379917,
  "jumpoint_id" : 1294386359,
  "jump_group_type" : "shared",
  "comments" : "comments",
  "jump_group_id" : 1280358509,
  "terminal" : "xterm",
  "hostname" : "hostname",
  "protocol" : "ssh",
  "port" : 9607,
  "name" : "name",
  "id" : 171976545,
  "keep_alive" : 169,
  "tag" : "tag",
  "session_policy_id" : 1516424369,
  "username" : "username"
}
```

Produces

This API call produces the following media types according to the Accept request header; the media type will be conveyed by the Content-

Type response header.

- *application/json*

Responses

200

Indicates the Shell Jump Item was successfully updated and contains an updated Shell Jump Item instance. **ShellJumpItem**



post /jump-item/web-jump/{id}/copy

Copy a Web Jump Item. (api.config.jumpItem.webJump.copy)

Copies the Web Jump Item resource with the given *{id}*.

Path parameters

id (required)

Path Parameter — Unique identifier for the resource.

Consumes

This API call consumes the following media types via the Content-Type request header:

- *application/json*

Request body

body [JumpItem](#) (optional)

Body Parameter —

Return type

[CopyJumpItemResponse](#)

Example data

Content-Type: application/json

```
Example: {
  "destId" : 171976545,
  "success" : "success",
  "action" : "action"
}
```

Produces

This API call produces the following media types according to the Accept request header; the media type will be conveyed by the Content-

Type response header.

- *application/json*

Responses

200

Indicates the Web Jump Item was successfully copied. **CopyJumpItemResponse**

404

The specified resource was not found. **ErrorMessageResponse**

422

One or more request parameters are invalid. The body contains a general error message as well as a validation error dictionary. **inline_response_422**



delete /jump-item/web-jump/{id}

Delete a Web Jump Item resource. (`api.config.jumpItem.webJump.destroy`)
Deletes an existing Web Jump Item resource with the given *{id}*.

Path parameters

id (required)

Path Parameter — Unique identifier for the resource.

Produces

This API call produces the following media types according to the Accept request header; the media type will be conveyed by the Content-Type response header.

- *application/json*

Responses

204

Indicates the Web Jump Item was successfully deleted.

404

The specified resource was not found. **ErrorMessageResponse**

422

One or more request parameters are invalid. The body contains a general error message as well as a validation error dictionary. **inline_response_422**



get /jump-item/web-jump

Get all web jump items matching query parameters. (api.config.jumpItem.webJump.index)

Gets a paginated list of Web Jump Items. This API is needed so that the synchronization integration can efficiently know which Web Jump Items already exist in the system.

Query parameters

per_page (optional)

Query Parameter — The number of items to include a paginated response.

current_page (optional)

Query Parameter — The 1-based index of the desired page.

name (optional)

Query Parameter — Filters results to include only web jump items with the given name.

url (optional)

Query Parameter — Filters results to include only the web jump items with the given url.

jump_group_id (optional)

Query Parameter — Filters results to include only the web jump items with the given Jump Group id. format: int32

jump_group_type (optional)

Query Parameter — Filters results to include only the web jump items with the given Jump Group type.

jumpoint_id (optional)

Query Parameter — Filters results to include only the web jump items with the given Jumpoint id. format: int32

tag (optional)

Query Parameter — Filters results to include only the web jump items with the given tag.

Return type

array[[WebJumpItem](#)]

Example data

Content-Type: application/json

```
Example: [ {
  "jump_policy_id" : 1210617418,
  "jumpoint_id" : 1294386359,
  "jump_group_type" : "shared",
  "authentication_timeout" : 18,
  "comments" : "comments",
  "jump_group_id" : 314780941,
  "url" : "url",
  "password_field" : "password_field",
  "username_field" : "username_field",
  "name" : "name",
  "username_format" : "default",
  "id" : 171976545,
  "tag" : "tag",
  "session_policy_id" : 494379918,
  "verify_certificate" : true,
  "submit_field" : "submit_field"
}, {
  "jump_policy_id" : 1210617418,
  "jumpoint_id" : 1294386359,
  "jump_group_type" : "shared",
  "authentication_timeout" : 18,
  "comments" : "comments",
  "jump_group_id" : 314780941,
  "url" : "url",
  "password_field" : "password_field",
  "username_field" : "username_field",
  "name" : "name",
  "username_format" : "default",
  "id" : 171976545,
  "tag" : "tag",
  "session_policy_id" : 494379918,
  "verify_certificate" : true,
  "submit_field" : "submit_field"
} ]
```

Produces

This API call produces the following media types according to the Accept request header; the media type will be conveyed by the Content-Type response header.

- *application/json*

Responses

200

OK

`get /jump-item/web-jump/{id}`

Get a Web Jump Item. (api.config.jumpItem.webJump.show)
Gets the Web Jump Item resource with the given *{id}*.

Path parameters

id (required)

Path Parameter — Unique identifier for the resource.

Return type

[WebJumpItem](#)

Example data

Content-Type: application/json

```
Example: {
  "jump_policy_id" : 1210617418,
  "jumpoint_id" : 1294386359,
  "jump_group_type" : "shared",
  "authentication_timeout" : 18,
  "comments" : "comments",
  "jump_group_id" : 314780941,
  "url" : "url",
  "password_field" : "password_field",
  "username_field" : "username_field",
  "name" : "name",
  "username_format" : "default",
  "id" : 171976545,
  "tag" : "tag",
  "session_policy_id" : 494379918,
  "verify_certificate" : true,
  "submit_field" : "submit_field"
}
```

Produces

This API call produces the following media types according to the Accept request header; the media type will be conveyed by the Content-Type response header.

- *application/json*

Responses

200

The requested WebJumpItem instance. **WebJumpItem**

404

The specified resource was not found. **ErrorMessageResponse**

422

One or more request parameters are invalid. The body contains a general error message as well as a validation error dictionary. **inline_response_422**



post /jump-item/web-jump

Adds a new Web Jump Item. (api.config.jumpItem.webJump.store)
Creates a new Web Jump Item with the properties given in the request body.

Consumes

This API call consumes the following media types via the Content-Type request header:

- *application/json*

Request body

body [WebJumpItem](#) (optional)
Body Parameter —

Return type

[WebJumpItem](#)

Example data

Content-Type: application/json

```
Example: {
  "jump_policy_id" : 1210617418,
  "jumpoint_id" : 1294386359,
  "jump_group_type" : "shared",
  "authentication_timeout" : 18,
  "comments" : "comments",
  "jump_group_id" : 314780941,
  "url" : "url",
  "password_field" : "password_field",
  "username_field" : "username_field",
  "name" : "name",
  "username_format" : "default",
  "id" : 171976545,
  "tag" : "tag",
  "session_policy_id" : 494379918,
  "verify_certificate" : true,
  "submit_field" : "submit_field"
}
```

Produces

This API call produces the following media types according to the Accept request header; the media type will be conveyed by the Content-Type response header.

- *application/json*

Responses

201

Indicates the Web Jump Item was created successfully and contains the new instance. The *Location* header contains the URL of the item.

WebJumpItem

422

One or more request parameters are invalid. The body contains a general error message as well as a validation error dictionary. **inline_response_422**



patch /jump-item/web-jump/{id}

Update properties on a Web Jump Item. (api.config.jumpItem.webJump.update)
Modifies the existing Web Jump Item resource with the given *{id}*.

Path parameters

id (required)

Path Parameter — Unique identifier for the resource.

Consumes

This API call consumes the following media types via the Content-Type request header:

- *application/json*

Request body

body [WebJumpItem](#) (required)

Body Parameter — A Web Jump Item object with modified properties.

Return type

[WebJumpItem](#)

Example data

Content-Type: application/json

```
Example: {
  "jump_policy_id" : 1210617418,
  "jumpoint_id" : 1294386359,
  "jump_group_type" : "shared",
  "authentication_timeout" : 18,
  "comments" : "comments",
  "jump_group_id" : 314780941,
  "url" : "url",
  "password_field" : "password_field",
  "username_field" : "username_field",
  "name" : "name",
  "username_format" : "default",
  "id" : 171976545,
  "tag" : "tag",
  "session_policy_id" : 494379918,
  "verify_certificate" : true,
  "submit_field" : "submit_field"
}
```

Produces

This API call produces the following media types according to the Accept request header; the media type will be conveyed by the Content-Type response header.

- *application/json*

Responses

200

Indicates the Web Jump Item was successfully updated and contains an updated Web Jump Item instance. **WebJumpItem**

404

The specified resource was not found. **ErrorMessageResponse**

422

One or more request parameters are invalid. The body contains a general error message as well as a validation error dictionary. **inline_response_422**



get /jump-item-role

Get all Jump Item Roles matching query parameters. (api.config.jumpItemRole.index)
Gets a paginated list of Jump Item Roles.

Query parameters

per_page (optional)

Query Parameter — The number of items to include a paginated response.

current_page (optional)

Query Parameter — The 1-based index of the desired page.

name (optional)

Query Parameter — Filters results to include the Jump Item Role that matches the name in the query.

Return type

array[[JumpItemRole](#)]

Example data

Content-Type: application/json

```
Example: [ {
  "perm_start" : false,
  "perm_edit_session_policy" : false,
  "description" : "description",
  "perm_view_jump_item_report" : false,
  "perm_edit_jump_policy" : false,
  "perm_remove" : false,
  "perm_edit_comments" : false,
  "perm_assign_jump_group" : false,
  "name" : "name",
  "perm_edit_tag" : false,
  "perm_edit_identity" : false,
  "id" : 171976545,
  "perm_add" : false,
  "perm_edit_behavior" : false
}, {
  "perm_start" : false,
  "perm_edit_session_policy" : false,
  "description" : "description",
  "perm_view_jump_item_report" : false,
  "perm_edit_jump_policy" : false,
  "perm_remove" : false,
  "perm_edit_comments" : false,
  "perm_assign_jump_group" : false,
  "name" : "name",
  "perm_edit_tag" : false,
  "perm_edit_identity" : false,
  "id" : 171976545,
  "perm_add" : false,
  "perm_edit_behavior" : false
} ]
```

Produces

This API call produces the following media types according to the Accept request header; the media type will be conveyed by the Content-

Type response header.

- *application/json*

Responses

200

OK



get /jump-item-role/{id}

Get a Jump Item Role. (api.config.jumpItemRole.show)
Gets the Jump Item Role resource with the given *{id}*.

Path parameters

id (required)

Path Parameter — Unique identifier for the resource.

Return type

JumpItemRole

Example data

Content-Type: application/json

```
Example: {
  "perm_start" : false,
  "perm_edit_session_policy" : false,
  "description" : "description",
  "perm_view_jump_item_report" : false,
  "perm_edit_jump_policy" : false,
  "perm_remove" : false,
  "perm_edit_comments" : false,
  "perm_assign_jump_group" : false,
  "name" : "name",
  "perm_edit_tag" : false,
  "perm_edit_identity" : false,
  "id" : 171976545,
  "perm_add" : false,
  "perm_edit_behavior" : false
}
```

Produces

This API call produces the following media types according to the Accept request header; the media type will be conveyed by the Content-

Type response header.

- *application/json*

Responses

200

OK **JumpItemRole**

404

The specified resource was not found. **ErrorMessageResponse**

422

One or more request parameters are invalid. The body contains a general error message as well as a validation error dictionary. **inline_response_422**



delete /jump-policy/{id}

Delete a Jump Policy. (`api.config.jumpPolicy.destroy`)
Deletes an existing Jump Policy resource with the given *{id}*.

Path parameters

id (required)

Path Parameter — Unique identifier for the resource.

Produces

This API call produces the following media types according to the Accept request header; the media type will be conveyed by the Content-Type response header.

- *application/json*

Responses

204

Indicates the Jump Policy was successfully deleted.

404

The specified resource was not found. **ErrorMessageResponse**

422

One or more request parameters are invalid. The body contains a general error message as well as a validation error dictionary. **inline_response_422**

get /jump-policy

Get a paginated list of Jump Policy resources. (api.config.jumpPolicy.index)

Gets a paginated list of Jump Policy resources matching query parameters. The following filter criteria is supported: Code Name. If no filter criteria are specified then all Jump Policies are returned. String parameters are always matched case-insensitively and exactly. No partial matches are allowed.

Query parameters

per_page (optional)

Query Parameter — The number of items to include a paginated response.

current_page (optional)

Query Parameter — The 1-based index of the desired page.

code_name (optional)

Query Parameter — Filters results to include only the Jump Policy with the given code name.

Return type

array[[JumpPolicy](#)]

Example data

Content-Type: application/json

```
Example: [ {
  "session_end_notification" : false,
  "approval_email_language" : "en-us",
  "notification_display_name" : "notification_display_name",
  "approval_required" : false,
  "schedule_enabled" : true,
  "description" : "description",
  "display_name" : "display_name",
  "recordings_disabled" : false,
  "code_name" : "code_name",
  "approval_email_addresses" : [ "approval_email_addresses", "approval_email_addresses",
"approval_email_addresses", "approval_email_addresses", "approval_email_addresses", "approval_email_addresses", "approval_email_addresses", "approval_email_addresses", "approval_email_addresses" ],
  "approval_user_ids" : [ "approval_user_ids", "approval_user_ids", "approval_user_ids",
"approval_user_ids", "approval_user_ids", "approval_user_ids", "approval_user_ids", "approval_user_ids", "approval_user_ids" ],
  "notification_email_addresses" : [ "notification_email_addresses", "notification_email_addresses", "notification_email_addresses", "notification_email_addresses" ]
}
```



```
addresses", "notification_email_addresses", "notification_email_addresses", "notification_email_
addresses", "notification_email_addresses", "notification_email_addresses" ],
  "ticket_id_required" : false,
  "approval_max_duration" : 315935,
  "schedule_strict" : false,
  "approval_scope" : "requestor",
  "id" : 171976545,
  "approval_display_name" : "approval_display_name",
  "notification_email_language" : "en-us",
  "session_start_notification" : false
}, {
  "session_end_notification" : false,
  "approval_email_language" : "en-us",
  "notification_display_name" : "notification_display_name",
  "approval_required" : false,
  "schedule_enabled" : true,
  "description" : "description",
  "display_name" : "display_name",
  "recordings_disabled" : false,
  "code_name" : "code_name",
  "approval_email_addresses" : [ "approval_email_addresses", "approval_email_addresses",
"approval_email_addresses", "approval_email_addresses", "approval_email_addresses", "approval_email_
addresses", "approval_email_addresses" ],
  "approval_user_ids" : [ "approval_user_ids", "approval_user_ids", "approval_user_ids", "approval_
user_ids", "approval_user_ids", "approval_user_ids", "approval_user_ids", "approval_user_ids", "approval_
user_ids", "approval_user_ids" ],
  "notification_email_addresses" : [ "notification_email_addresses", "notification_email_
addresses", "notification_email_addresses", "notification_email_addresses", "notification_email_
addresses", "notification_email_addresses", "notification_email_addresses", "notification_email_
addresses", "notification_email_addresses" ],
  "ticket_id_required" : false,
  "approval_max_duration" : 315935,
  "schedule_strict" : false,
  "approval_scope" : "requestor",
  "id" : 171976545,
  "approval_display_name" : "approval_display_name",
  "notification_email_language" : "en-us",
  "session_start_notification" : false
} ]
```

Produces

This API call produces the following media types according to the Accept request header; the media type will be conveyed by the Content-Type response header.

- *application/json*

Responses

200

OK

`get /jump-policy/{id}`

Get a jump policy. (api.config.jumpPolicy.show)
Gets the Jump Policy resource with the given *{id}*.

Path parameters

id (required)

Path Parameter — Unique identifier for the resource.

Return type

[JumpPolicy](#)

Example data

Content-Type: application/json

```
Example: {
  "session_end_notification" : false,
  "approval_email_language" : "en-us",
  "notification_display_name" : "notification_display_name",
  "approval_required" : false,
  "schedule_enabled" : true,
  "description" : "description",
  "display_name" : "display_name",
  "recordings_disabled" : false,
  "code_name" : "code_name",
  "approval_email_addresses" : [ "approval_email_addresses", "approval_email_addresses",
"approval_email_addresses", "approval_email_addresses", "approval_email_addresses", "approval_email_addresses", "approval_email_addresses", "approval_email_addresses", "approval_email_addresses", "approval_email_addresses" ],
  "approval_user_ids" : [ "approval_user_ids", "approval_user_ids", "approval_user_ids", "approval_user_ids", "approval_user_ids", "approval_user_ids", "approval_user_ids", "approval_user_ids", "approval_user_ids", "approval_user_ids" ],
  "notification_email_addresses" : [ "notification_email_addresses", "notification_email_addresses", "notification_email_addresses", "notification_email_addresses", "notification_email_addresses", "notification_email_addresses", "notification_email_addresses", "notification_email_addresses" ],
  "ticket_id_required" : false,
  "approval_max_duration" : 315935,
  "schedule_strict" : false,
  "approval_scope" : "requestor",
  "id" : 171976545,
  "approval_display_name" : "approval_display_name",
  "notification_email_language" : "en-us",
  "session_start_notification" : false
}
```

Produces

This API call produces the following media types according to the Accept request header; the media type will be conveyed by the Content-Type response header.

- *application/json*

Responses

200

OK **JumpPolicy**

404

The specified resource was not found. **ErrorMessageResponse**

422

One or more request parameters are invalid. The body contains a general error message as well as a validation error dictionary. **inline_response_422**



get /jump-policy/{id}/schedule

Get the schedule of a jump policy. (api.config.jumpPolicy.showSchedule)
Gets the schedule of a specific Jump Policy.

Path parameters

id (required)

Path Parameter — Unique identifier for the resource.

Return type

Schedule

Example data

Content-Type: application/json

```
Example: {
  "entries" : [ {
    "end_day" : 3,
    "start_time" : "start_time",
    "start_day" : 0,
    "end_time" : "end_time"
  }, {
```

```
"end_day" : 3,
"start_time" : "start_time",
"start_day" : 0,
"end_time" : "end_time"
} ],
"timezone" : "timezone"
}
```

Produces

This API call produces the following media types according to the Accept request header; the media type will be conveyed by the Content-Type response header.

- *application/json*

Responses

200

OK Schedule



post /jump-policy

Create a Jump Policy. (api.config.jumpPolicy.store)

Adds a new Jump Policy resource. The response body contains the new Jump Policy.

Consumes

This API call consumes the following media types via the Content-Type request header:

- *application/json*

Request body

body [JumpPolicy](#) (required)

Body Parameter — New Jump Policy properties.

Return type

[JumpPolicy](#)

Example data

Content-Type: application/json

```
Example: {
  "session_end_notification" : false,
  "approval_email_language" : "en-us",
  "notification_display_name" : "notification_display_name",
```

```
"approval_required" : false,
"schedule_enabled" : true,
"description" : "description",
"display_name" : "display_name",
"recordings_disabled" : false,
"code_name" : "code_name",
"approval_email_addresses" : [ "approval_email_addresses", "approval_email_addresses",
"approval_email_addresses", "approval_email_addresses", "approval_email_addresses", "approval_email_addresses", "approval_email_addresses", "approval_email_addresses", "approval_email_addresses" ],
"approval_user_ids" : [ "approval_user_ids", "approval_user_ids", "approval_user_ids",
"approval_user_ids", "approval_user_ids", "approval_user_ids", "approval_user_ids", "approval_user_ids", "approval_user_ids" ],
"notification_email_addresses" : [ "notification_email_addresses", "notification_email_addresses", "notification_email_addresses", "notification_email_addresses", "notification_email_addresses", "notification_email_addresses", "notification_email_addresses", "notification_email_addresses" ],
"ticket_id_required" : false,
"approval_max_duration" : 315935,
"schedule_strict" : false,
"approval_scope" : "requestor",
"id" : 171976545,
"approval_display_name" : "approval_display_name",
"notification_email_language" : "en-us",
"session_start_notification" : false
}
```

Produces

This API call produces the following media types according to the Accept request header; the media type will be conveyed by the Content-Type response header.

- *application/json*

Responses

201

Indicates the Jump Policy was created successfully and contains the new instance. The *Location* header contains the URL of the Jump Policy. **JumpPolicy**

422

One or more request parameters are invalid. The body contains a general error message as well as a validation error dictionary. **inline_response_422**



patch /jump-policy/{id}

Update properties on a Jump Policy resource. (api.config.jumpPolicy.update)
Modifies an existing Jump Policy resource with the given *{id}* using the given properties.

Path parameters

id (required)

Path Parameter — Unique identifier for the resource.

Consumes

This API call consumes the following media types via the Content-Type request header:

- *application/json*

Request body

body [JumpPolicy](#) (required)

Body Parameter — The Jump Policy properties to modify.

Return type

[JumpPolicy](#)

Example data

Content-Type: application/json

```
Example: {
  "session_end_notification" : false,
  "approval_email_language" : "en-us",
  "notification_display_name" : "notification_display_name",
  "approval_required" : false,
  "schedule_enabled" : true,
  "description" : "description",
  "display_name" : "display_name",
  "recordings_disabled" : false,
  "code_name" : "code_name",
  "approval_email_addresses" : [ "approval_email_addresses", "approval_email_addresses",
  "approval_email_addresses", "approval_email_addresses", "approval_email_addresses", "approval_email_addresses",
  "approval_email_addresses", "approval_email_addresses", "approval_email_addresses", "approval_email_addresses",
  "approval_email_addresses" ],
  "approval_user_ids" : [ "approval_user_ids", "approval_user_ids", "approval_user_ids",
  "approval_user_ids", "approval_user_ids", "approval_user_ids", "approval_user_ids", "approval_user_ids",
  "approval_user_ids", "approval_user_ids" ],
  "notification_email_addresses" : [ "notification_email_addresses", "notification_email_addresses",
  "notification_email_addresses", "notification_email_addresses", "notification_email_addresses",
  "notification_email_addresses", "notification_email_addresses", "notification_email_addresses",
  "notification_email_addresses", "notification_email_addresses" ],
  "ticket_id_required" : false,
  "approval_max_duration" : 315935,
  "schedule_strict" : false,
  "approval_scope" : "requestor",
  "id" : 171976545,
```

```
"approval_display_name" : "approval_display_name",
"notification_email_language" : "en-us",
"session_start_notification" : false
}
```

Produces

This API call produces the following media types according to the Accept request header; the media type will be conveyed by the Content-Type response header.

- *application/json*

Responses

200

Indicates the existing Jump Policy was successfully updated and returns updated Jump Policy properties. **JumpPolicy**

404

The specified resource was not found. **ErrorMessageResponse**

422

One or more request parameters are invalid. The body contains a general error message as well as a validation error dictionary. **inline_response_422**



delete /jumpoint/{id}

Delete a Jumpoint resource. (api.config.jumpoint.destroy)

Deletes the existing Jumpoint resource with the given *{id}*. Deleting a Jumpoint also deletes all Jumpoint nodes and Jump Items owned by the Jumpoint. It will also delete all endpoints, discovery jobs, local accounts, domain accounts, and domains that use the Jumpoint.

Path parameters

id (required)

Path Parameter — Unique identifier for the resource.

Produces

This API call produces the following media types according to the Accept request header; the media type will be conveyed by the Content-Type response header.

- *application/json*

Responses

204

Indicates the user was successfully deleted.

404

The specified resource was not found. **ErrorMessageResponse**

422

One or more request parameters are invalid. The body contains a general error message as well as a validation error dictionary. **inline_response_422**



get /jumpoint/{id}/installer

Get the 64-bit installer for a Jumpoint resource. (api.config.jumpoint.download)

For non-clustered Jumpoints, this API returns an error if a node is currently associated with the given Jumpoint. If a non-clustered Jumpoint already has a node then that node must be deleted before calling this API. For clustered Jumpoints, only 10 nodes can be installed. If this API is called when a clustered Jumpoint already has 10 nodes then an error is returned.

Path parameters

id (required)

Path Parameter — Unique identifier for the resource.

Return type

byte[]

Example data

Content-Type: application/json

```
Example: ""
```

Produces

This API call produces the following media types according to the Accept request header; the media type will be conveyed by the Content-Type response header.

- *application/x-executable*

Responses

200

OK byte[]



get /jumpoint

Get all Jumpoints. (api.config.jumpoint.index)

Gets a paginated list of Jumpoints.

They can optionally be filtered using query string parameters documented below. If no filter criteria are specified then all Jumpoints are returned. If more than one criteria is specified then AND logic is used to combine the criteria. String parameters are always matched case-insensitively and exactly. No partial matches are allowed.

If a clustered Jumpoint has multiple nodes then all nodes are searched for matching criteria. Node resources are not returned in the response.

Query parameters

per_page (optional)

Query Parameter — The number of items to include a paginated response.

current_page (optional)

Query Parameter — The 1-based index of the desired page.

name (optional)

Query Parameter — Filters results to include only Jumpoints with the given name.

public_ip (optional)

Query Parameter — Filters results to include only Jumpoints with a node that has the specified public IP.

private_ip (optional)

Query Parameter — Filters results to include only Jumpoints with a node that has the specified private IP.

hostname (optional)

Query Parameter — Filters results to include only Jumpoints with a node that has the specified hostname.

code_name (optional)

Query Parameter — Filters a response to include only resources with the given code name.

Return type

array[[Jumpoint](#)]

Example data

Content-Type: application/json

```
Example: [ {
  "comments" : "comments",
  "protocol_tunnel_enabled" : true,
  "clustered" : false,
  "rdp_service_account_id" : 1294386359,
  "name" : "name",
  "external_jump_item_network_id" : "external_jump_item_network_id",
  "id" : 171976545,
  "code_name" : "code_name",
  "platform" : "windows-x86",
  "enabled" : true,
  "shell_jump_enabled" : false
}, {
  "comments" : "comments",
  "protocol_tunnel_enabled" : true,
  "clustered" : false,
  "rdp_service_account_id" : 1294386359,
  "name" : "name",
  "external_jump_item_network_id" : "external_jump_item_network_id",
  "id" : 171976545,
  "code_name" : "code_name",
  "platform" : "windows-x86",
  "enabled" : true,
  "shell_jump_enabled" : false
} ]
```

Produces

This API call produces the following media types according to the Accept request header; the media type will be conveyed by the Content-Type response header.

- *application/json*

Responses

200

OK



get /jumpoint/{id}/node

Returns the nodes for the Jumpoint with the given *{id}*. (api.config.jumpoint.node.index)

Returns the nodes for the Jumpoint with the given *{id}*. This API is not paginated because clustered Jumpoints can have a maximum of 10 nodes.

Path parameters

id (required)

Path Parameter — Unique identifier for the resource.

Return type

[JumppointNode](#)

Example data

Content-Type: application/json

```
Example: {
  "hostname" : "hostname",
  "public_ip" : "public_ip",
  "last_connect_timestamp" : "2000-01-23T04:56:07.000+00:00",
  "id" : 171976545,
  "last_disconnect_timestamp" : "2000-01-23T04:56:07.000+00:00",
  "private_ip" : "private_ip"
}
```

Produces

This API call produces the following media types according to the Accept request header; the media type will be conveyed by the Content-Type response header.

- *application/json*

Responses

200

OK **JumppointNode**

404

The specified resource was not found. **ErrorMessageResponse**



get /jumpoint/{id}

Get a jumpoint. (api.config.jumpoint.show)
Gets the Jumpoint resource with the given *{id}*.

Path parameters

id (required)

Path Parameter — Unique identifier for the resource.

Return type

[Jumpoint](#)

Example data

Content-Type: application/json

```
Example: {
  "comments" : "comments",
  "protocol_tunnel_enabled" : true,
  "clustered" : false,
  "rdp_service_account_id" : 1294386359,
  "name" : "name",
  "external_jump_item_network_id" : "external_jump_item_network_id",
  "id" : 171976545,
  "code_name" : "code_name",
  "platform" : "windows-x86",
  "enabled" : true,
  "shell_jump_enabled" : false
}
```

Produces

This API call produces the following media types according to the Accept request header; the media type will be conveyed by the Content-Type response header.

- *application/json*

Responses

200

OK Jumpoint

404

The specified resource was not found. **ErrorMessageResponse**

422

One or more request parameters are invalid. The body contains a general error message as well as a validation error dictionary. **inline_response_422**



post /jumpoint

Adds a new Jumpoint. (api.config.jumpoint.store)
Creates a new Jumpoint with the properties given in the request body.

Consumes

This API call consumes the following media types via the Content-Type request header:

- *application/json*

Request body

body [Jumpoint](#) (optional)
Body Parameter —

Return type

[Jumpoint](#)

Example data

Content-Type: application/json

```
Example: {  
  "comments" : "comments",  
  "protocol_tunnel_enabled" : true,  
  "clustered" : false,  
  "rdp_service_account_id" : 1294386359,  
  "name" : "name",  
  "external_jump_item_network_id" : "external_jump_item_network_id",  
  "id" : 171976545,  
  "code_name" : "code_name",  
  "platform" : "windows-x86",  
  "enabled" : true,  
  "shell_jump_enabled" : false  
}
```

Produces

This API call produces the following media types according to the Accept request header; the media type will be conveyed by the Content-Type response header.

- *application/json*

Responses

201

Indicates the Jumpoint was created successfully and contains the new instance. The *Location* header contains the URL of the new Jumpoint. **Jumpoint**

422

One or more request parameters are invalid. The body contains a general error message as well as a validation error dictionary. **inline_response_422**



patch /jumpoint/{id}

Update properties on a Jumpoint resource. (api.config.jumpoint.update)

Modifies an existing Jumpoint resource with the given `{id}` using the given properties. The clustered attribute cannot be modified with this API.

Path parameters

id (required)

Path Parameter — Unique identifier for the resource.

Consumes

This API call consumes the following media types via the Content-Type request header:

- `application/json`

Request body

body [Jumpoint](#) (required)

Body Parameter — The Jumpoint properties to modify.

Return type

[Jumpoint](#)

Example data

Content-Type: application/json

```
Example: {
  "comments" : "comments",
  "protocol_tunnel_enabled" : true,
  "clustered" : false,
  "rdp_service_account_id" : 1294386359,
  "name" : "name",
  "external_jump_item_network_id" : "external_jump_item_network_id",
  "id" : 171976545,
  "code_name" : "code_name",
  "platform" : "windows-x86",
  "enabled" : true,
  "shell_jump_enabled" : false
}
```

Produces

This API call produces the following media types according to the Accept request header; the media type will be conveyed by the Content-Type response header.

- `application/json`

Responses

200

Indicates the existing Jumpoint was successfully updated and returns the id of the new Jumpoint. **Jumpoint**

404

The specified resource was not found. **ErrorMessageResponse**

422

One or more request parameters are invalid. The body contains a general error message as well as a validation error dictionary. **inline_response_422**



delete /jumpoint/{id}/user/{user_id}

Remove a User's access to a Jumpoint. (api.config.jumpoint.user.destroy)
Removes access to the Jumpoint with the given *{id}* for the user with the given *{user_id}*.

Path parameters

id (required)

Path Parameter — Unique identifier for the Jumpoint.

user_id (required)

Path Parameter — Unique identifier for the user.

Produces

This API call produces the following media types according to the Accept request header; the media type will be conveyed by the Content-Type response header.

- *application/json*

Responses

204

Indicates the user's access was successfully removed.

404

The specified resource was not found. **ErrorMessageResponse**

`get /jumpoint/{id}/user`

Get a list of Users allowed to access a Jumpoint. (api.config.jumpoint.user.index)

Gets a paginated list of *JumpointUser* resources representing users who are allowed to access the Jumpoint with the given *{id}*.

Path parameters

id (required)

Path Parameter — Unique identifier for the resource.

Query parameters

per_page (optional)

Query Parameter — The number of items to include a paginated response.

current_page (optional)

Query Parameter — The 1-based index of the desired page.

Return type

[JumpointUser](#)

Example data

Content-Type: application/json

```
Example: {
  "user_id" : 171976545
}
```

Produces

This API call produces the following media types according to the Accept request header; the media type will be conveyed by the Content-Type response header.

- *application/json*

Responses

200

OK *JumpointUser*

404

The specified resource was not found. **ErrorMessageResponse**

get /jumpoint/{id}/user/{user_id}

Get a User with access to a Jumpoint. (api.config.jumpoint.user.show)

Get a *JumpointUser* for a user with the given *{user_id}* who is allowed to access a Jumpoint with the given *{id}*. This is primarily useful for determining if a certain user is allowed to access a certain Jumpoint.

Path parameters

id (required)

Path Parameter — Unique identifier for the Jumpoint.

user_id (required)

Path Parameter — Unique identifier for the user.

Return type

[JumpointUser](#)

Example data

Content-Type: application/json

```
Example: {
  "user_id" : 171976545
}
```

Produces

This API call produces the following media types according to the Accept request header; the media type will be conveyed by the Content-Type response header.

- *application/json*

Responses

200

OK **JumpointUser**

404

The specified resource was not found. **ErrorMessageResponse**

post /jumpoint/{id}/user

Grant a User access to a Jumpoint. (api.config.jumpoint.user.store)

Grants the user with the *user_id* given in the request body access to the Jumpoint with the *{id}* given in the path.

Path parameters

id (required)

Path Parameter — Unique identifier for the resource.

Return type

[JumpointUser](#)

Example data

Content-Type: application/json

```
Example: {
  "user_id" : 171976545
}
```

Produces

This API call produces the following media types according to the Accept request header; the media type will be conveyed by the Content-Type response header.

- *application/json*

Responses

201

Indicates the operation was successful. **JumpointUser**

422

One or more request parameters are invalid. The body contains a general error message as well as a validation error dictionary. **inline_response_422**

get /security-provider

Get a list of Security Providers. (api.config.securityProvider.index)

Gets a paginated list of security providers. For clustered security providers, only the parent provider is listed. Child providers are not listed because users are always associated with the parent provider. Security providers that only do group lookups are not listed because users are not associated with such providers.

Query parameters

per_page (optional)

Query Parameter — The number of items to include a paginated response.

current_page (optional)

Query Parameter — The 1-based index of the desired page.

Return type

array[[SecurityProvider](#)]

Example data

Content-Type: application/json

```
Example: [ {
  "group_lookup" : true,
  "name" : "name",
  "user_authentication" : true,
  "id" : 171976545,
  "type" : "local",
  "enabled" : true
}, {
  "group_lookup" : true,
  "name" : "name",
  "user_authentication" : true,
  "id" : 171976545,
  "type" : "local",
  "enabled" : true
} ]
```

Produces

This API call produces the following media types according to the Accept request header; the media type will be conveyed by the Content-Type response header.

- *application/json*

Responses

200

OK



get /security-provider/{id}

Get a Security Provider. (api.config.securityProvider.show)
Gets the Security Provider with the given *{id}*. A type-specific resource is returned.

Path parameters

id (required)

Path Parameter — Unique identifier for the resource.

Return type

[inline_response_200](#)

Example data

Content-Type: application/json

```
Example: ""
```

Produces

This API call produces the following media types according to the Accept request header; the media type will be conveyed by the Content-Type response header.

- *application/json*

Responses

200

OK [inline_response_200](#)

404

The specified resource was not found. **ErrorMessageResponse**

422

One or more request parameters are invalid. The body contains a general error message as well as a validation error dictionary. [inline_response_422](#)



patch /security-provider/{id}

Update available_groups on a SAML Security Providers resource. (api.config.securityProvider.update)
Modifies an existing Security Provider resource of type SAML with the given *{id}* using the given properties.

Path parameters

id (required)

Path Parameter — Unique identifier for the resource.

Consumes

This API call consumes the following media types via the Content-Type request header:

- *application/json*

Request body

body [securityprovider_id_body](#) (required)

Body Parameter — A Security Provider resource with modified properties.

Return type

[securityprovider_id_body](#)

Example data

Content-Type: application/json

```
Example: ""
```

Produces

This API call produces the following media types according to the Accept request header; the media type will be conveyed by the Content-Type response header.

- *application/json*

Responses

200

Indicates the existing Security Provider was successfully updated and returns the Security Provider. **securityprovider_id_body**

404

The specified resource was not found. **ErrorMessageResponse**

422

One or more request parameters are invalid. The body contains a general error message as well as a validation error dictionary. **inline_response_422**



get /session-policy

Get a list of Session Policies. (api.config.sessionPolicy.index)
Gets a paginated list of all session policies.

Query parameters

per_page (optional)

Query Parameter — The number of items to include a paginated response.

current_page (optional)

Query Parameter — The 1-based index of the desired page.

Return type

array[[SessionPolicy](#)]

Example data

Content-Type: application/json

```
Example: [ {  
  "description" : "description",  
  "id" : 171976545,  
  "display_name" : "display_name",  
  "code_name" : "code_name"  
}, {  
  "description" : "description",  
  "id" : 171976545,  
  "display_name" : "display_name",  
  "code_name" : "code_name"  
} ]
```

Produces

This API call produces the following media types according to the Accept request header; the media type will be conveyed by the Content-Type response header.

- *application/json*

Responses

200

OK

`get /openapi.yaml`

Get this API documentation in OpenAPI v3 YAML format. (`api.config.spec`)

This returns a YAML document containing an [OpenAPI specification](#) for all available BeyondTrust Privileged Remote Access Configuration APIs. [Many tools](#) exist that can read this document and generate resources you may find helpful. For instance, some tools can help generate client code for interacting with the API. Other tools are able to generate various forms of API documentation. (If you're reading this on a web page, the page was probably generated from a response to this API.)

Return type

Object

Example data

Content-Type: `application/json`

```
Example: { }
```

Produces

This API call produces the following media types according to the Accept request header; the media type will be conveyed by the Content-Type response header.

- `application/yaml`

Responses

200

OK Object

`delete /team/{id}`

Delete a Team. (`api.config.team.destroy`)

Deletes an existing team resource with the given `{id}`.

Path parameters

id (required)

Path Parameter — Unique identifier for the resource.

Produces

This API call produces the following media types according to the Accept request header; the media type will be conveyed by the Content-Type response header.

- `application/json`

Responses

204

Indicates the team was successfully deleted.

404

The specified resource was not found. **ErrorMessageResponse**

422

One or more request parameters are invalid. The body contains a general error message as well as a validation error dictionary. **inline_response_422**



get /team

Get all Teams. (api.config.team.index)

Gets a paginated list of teams.

They can optionally be filtered using query string parameters documented below. If more than one filter is specified, then AND logic is used to combine the criteria. If no filter criteria are specified, then all teams are returned. String parameters are always matched case-insensitively and exactly; no partial matches are allowed.

Query parameters

per_page (optional)

Query Parameter — The number of items to include a paginated response.

current_page (optional)

Query Parameter — The 1-based index of the desired page.

name (optional)

Query Parameter — Filters results to include only the team with the given name.

code_name (optional)

Query Parameter — Filters a response to include only resources with the given code name.

Return type

array[[Team](#)]

Example data

Content-Type: application/json

```
Example: [ {
  "comments" : "comments",
  "name" : "name",
  "id" : 171976545,
  "code_name" : "code_name"
}, {
  "comments" : "comments",
  "name" : "name",
  "id" : 171976545,
  "code_name" : "code_name"
} ]
```

Produces

This API call produces the following media types according to the Accept request header; the media type will be conveyed by the Content-Type response header.

- *application/json*

Responses

200

OK



get /team/{id}

Get a Team. (api.config.team.show)
Gets the team resource with the given *{id}*.

Path parameters

id (required)

Path Parameter — Unique identifier for the resource.

Return type

[Team](#)

Example data

Content-Type: application/json

```
Example: {  
  "comments" : "comments",  
  "name" : "name",  
  "id" : 171976545,  
  "code_name" : "code_name"  
}
```

Produces

This API call produces the following media types according to the Accept request header; the media type will be conveyed by the Content-Type response header.

- *application/json*

Responses

200

OK Team

404

The specified resource was not found. **ErrorMessageResponse**

422

One or more request parameters are invalid. The body contains a general error message as well as a validation error dictionary. **inline_response_422**



post /team

Create a Team. (api.config.team.store)

Adds a new team resource. The response body contains the new team instance.

Consumes

This API call consumes the following media types via the Content-Type request header:

- *application/json*

Request body

body [Team](#) (required)

Body Parameter — New team properties.

Return type

[Team](#)

Example data

Content-Type: application/json

```
Example: {
  "comments" : "comments",
  "name" : "name",
  "id" : 171976545,
  "code_name" : "code_name"
}
```

Produces

This API call produces the following media types according to the Accept request header; the media type will be conveyed by the Content-Type response header.

- *application/json*

Responses

201

Indicates the team was created successfully and contains the new team instance. The *Location* header contains the URL of the team.

Team

422

One or more request parameters are invalid. The body contains a general error message as well as a validation error dictionary. **inline_response_422**



patch /team/{id}

Update properties of a Team. (api.config.team.update)

Modifies an existing team resource with the given *{id}* using the given properties.

Path parameters

id (required)

Path Parameter — Unique identifier for the resource.

Consumes

This API call consumes the following media types via the Content-Type request header:

- *application/json*

Request body

body [Team](#) (required)

Body Parameter — A team object with modified properties.

Return type

[Team](#)

Example data

Content-Type: application/json

```
Example: {
  "comments" : "comments",
  "name" : "name",
  "id" : 171976545,
  "code_name" : "code_name"
}
```

Produces

This API call produces the following media types according to the Accept request header; the media type will be conveyed by the Content-Type response header.

- *application/json*

Responses

200

Indicates the team was successfully updated and contains the updated team instance. **Team**

404

The specified resource was not found. **ErrorMessageResponse**

422

One or more request parameters are invalid. The body contains a general error message as well as a validation error dictionary. **inline_response_422**



delete /team/{id}/user/{user_id}

Remove a User from a Team. (`api.config.team.user.destroy`)

Removes a user with the given `{user_id}` from the team with the given `{id}`.

Path parameters

id (required)

Path Parameter — Unique identifier for the resource.

user_id (required)

Path Parameter — The unique id of the user.

Produces

This API call produces the following media types according to the Accept request header; the media type will be conveyed by the Content-Type response header.

- *application/json*

Responses

204

Indicates the user was successfully deleted.

404

The specified resource was not found. **ErrorMessageResponse**



get /team/{id}/user

List Users on a given Team. (api.config.team.user.index)
Get paginated list of users belonging to a team with the given *{id}*.

Path parameters

id (required)

Path Parameter — Unique identifier for the resource.

Query parameters

per_page (optional)

Query Parameter — The number of items to include a paginated response.

current_page (optional)

Query Parameter — The 1-based index of the desired page.

Return type

array[[TeamUser](#)]

Example data

Content-Type: application/json

```
Example: [ {  
  "role" : "member",  
  "user_id" : 1294386359,  
  "team_id" : 171976545  
}, {  
  "role" : "member",  
  "user_id" : 1294386359,  
  "team_id" : 171976545  
} ]
```

Produces

This API call produces the following media types according to the Accept request header; the media type will be conveyed by the Content-Type response header.

- *application/json*

Responses

200

OK



get /team/{id}/user/{user_id}

Get a User with access to a Team. (api.config.team.user.show)

Gets a *TeamUser* resource representing the user with the given *{user_id}* belonging to the team with the given *{id}*. This is useful for determining if the user is a member of a specific team and what their role is on that team.

Path parameters

id (required)

Path Parameter — Unique identifier for the resource.

user_id (required)

Path Parameter — The unique id of the user.

Return type

[TeamUser](#)

Example data

Content-Type: application/json

```
Example: {
  "role" : "member",
  "user_id" : 1294386359,
  "team_id" : 171976545
}
```

Produces

This API call produces the following media types according to the Accept request header; the media type will be conveyed by the Content-Type response header.

- *application/json*

Responses

200

OK `TeamUser`

404

The specified resource was not found. `ErrorMessageResponse`



post /team/{id}/user

Add a User to a Team. (api.config.team.user.store)

Adds the user with the *user_id* given in the request body to the team with the *{id}* given in the path. The request body can optionally contain a *role* indicating what role the user should have on the team. The *role* defaults to "member" if not provided.

Path parameters

id (required)

Path Parameter — Unique identifier for the resource.

Consumes

This API call consumes the following media types via the Content-Type request header:

- *application/json*

Request body

body `TeamUser` (required)

Body Parameter —

Return type

[TeamUser](#)

Example data

Content-Type: application/json

```
Example: {
  "role" : "member",
  "user_id" : 1294386359,
  "team_id" : 171976545
}
```

Produces

This API call produces the following media types according to the Accept request header; the media type will be conveyed by the Content-Type response header.

- *application/json*

Responses

201

Indicates the user was successfully added to the team. **TeamUser**

422

One or more request parameters are invalid. The body contains a general error message as well as a validation error dictionary. **inline_response_422**



patch /team/{id}/user/{user_id}

Change a User's Team membership. (api.config.team.user.update)

Modifies the role or membership of the user with the given *{user_id}* on the team with the given *{id}*. This can change the user's role on a team or move the user to a different team. This cannot modify users added to a team by a group policy.

Path parameters

id (required)

Path Parameter — Unique identifier for the resource.

user_id (required)

Path Parameter — The unique id of the user.

Consumes

This API call consumes the following media types via the Content-Type request header:

- *application/json*

Request body

body [TeamUser](#) (required)

Body Parameter —

Return type

[TeamUser](#)

Example data

Content-Type: application/json

```
Example: {
  "role" : "member",
  "user_id" : 1294386359,
  "team_id" : 171976545
}
```

Produces

This API call produces the following media types according to the Accept request header; the media type will be conveyed by the Content-Type response header.

- *application/json*

Responses

200

Indicates the user's membership or role on the team was successfully updated. **TeamUser**

404

The specified resource was not found. **ErrorMessageResponse**

422

One or more request parameters are invalid. The body contains a general error message as well as a validation error dictionary. **inline_response_422**



delete /user/{id}

Delete a non-admin User. (api.config.user.destroy)

Deletes an existing user resource with the given *{id}*. Only non-administrators can be deleted.

Path parameters

id (required)

Path Parameter — Unique identifier for the resource.

Produces

This API call produces the following media types according to the Accept request header; the media type will be conveyed by the Content-Type response header.

- *application/json*

Responses

204

Indicates the user was successfully deleted.

404

The specified resource was not found. **ErrorMessageResponse**

422

One or more request parameters are invalid. The body contains a general error message as well as a validation error dictionary. **inline_response_422**



get /user

Get all Users. (api.config.user.index)

Gets a paginated list of user resources in the order they were created (local users) or first authenticated (non-local users).

They can optionally be filtered using query string parameters documented below. If more than one filter is specified, then AND logic is used to combine the criteria. If no filter criteria are specified, then all users are returned. String parameters are always matched case-insensitively and exactly; no partial matches are allowed.

Query parameters

per_page (optional)

Query Parameter — The number of items to include a paginated response.

current_page (optional)

Query Parameter — The 1-based index of the desired page.

security_provider_id (optional)

Query Parameter — Filters results to include only users in the security provider with the given id.

username (optional)

Query Parameter — Filters results to include only users with the given username.

email_address (optional)

Query Parameter — Filters results to include only the user with the given email address.

Return type

array[[User](#)]

Example data

Content-Type: application/json

```
Example: [ {
  "last_authentication" : "2000-01-23T04:56:07.000+00:00",
  "failed_logins" : 1,
  "created_at" : "2000-01-23T04:56:07.000+00:00",
  "enabled" : true,
  "public_display_name" : "public_display_name",
  "password" : "",
  "password_expiration" : "2000-01-23T04:56:07.000+00:00",
  "email_address" : "email_address",
  "password_reset_next_login" : false,
  "preferred_email_language" : "en-us",
  "id" : 171976545,
  "security_provider_id" : 1294386359,
  "two_factor_required" : false,
  "username" : "username"
}, {
  "last_authentication" : "2000-01-23T04:56:07.000+00:00",
  "failed_logins" : 1,
  "created_at" : "2000-01-23T04:56:07.000+00:00",
  "enabled" : true,
  "public_display_name" : "public_display_name",
  "password" : "",
  "password_expiration" : "2000-01-23T04:56:07.000+00:00",
  "email_address" : "email_address",
  "password_reset_next_login" : false,
  "preferred_email_language" : "en-us",
  "id" : 171976545,
  "security_provider_id" : 1294386359,
  "two_factor_required" : false,
  "username" : "username"
} ]
```

Produces

This API call produces the following media types according to the Accept request header; the media type will be conveyed by the Content-

Type response header.

- *application/json*

Responses

200

OK



get /user/{id}

Get a User. (api.config.user.show)

Gets the user resource with the given *{id}*.

Path parameters

id (required)

Path Parameter — Unique identifier for the resource.

Return type

User

Example data

Content-Type: application/json

```
Example: {
  "last_authentication" : "2000-01-23T04:56:07.000+00:00",
  "failed_logins" : 1,
  "created_at" : "2000-01-23T04:56:07.000+00:00",
  "enabled" : true,
  "public_display_name" : "public_display_name",
  "password" : "",
  "password_expiration" : "2000-01-23T04:56:07.000+00:00",
  "email_address" : "email_address",
  "password_reset_next_login" : false,
  "preferred_email_language" : "en-us",
  "id" : 171976545,
  "security_provider_id" : 1294386359,
  "two_factor_required" : false,
  "username" : "username"
}
```

Produces

This API call produces the following media types according to the Accept request header; the media type will be conveyed by the Content-

Type response header.

- *application/json*

Responses

200

OK User

404

The specified resource was not found. **ErrorMessageResponse**

422

One or more request parameters are invalid. The body contains a general error message as well as a validation error dictionary. **inline_response_422**



post /user

Create a local User. (api.config.user.store)

Adds a new local user resource. There is no way to add non-local users via this API.

If no password is provided, then a secure random password is automatically generated and an administrator must manually reset the password via /login.

The *failed_logins* property is ignored for this request because it is always 0 for new users.

The response body contains the new local user.

Consumes

This API call consumes the following media types via the Content-Type request header:

- *application/json*

Request body

body [User](#) (required)

Body Parameter — New user properties.

Return type

[User](#)

Example data

Content-Type: application/json

```

Example: {
  "last_authentication" : "2000-01-23T04:56:07.000+00:00",
  "failed_logins" : 1,
  "created_at" : "2000-01-23T04:56:07.000+00:00",
  "enabled" : true,
  "public_display_name" : "public_display_name",
  "password" : "",
  "password_expiration" : "2000-01-23T04:56:07.000+00:00",
  "email_address" : "email_address",
  "password_reset_next_login" : false,
  "preferred_email_language" : "en-us",
  "id" : 171976545,
  "security_provider_id" : 1294386359,
  "two_factor_required" : false,
  "username" : "username"
}

```

Produces

This API call produces the following media types according to the Accept request header; the media type will be conveyed by the Content-Type response header.

- *application/json*

Responses

201

Indicates the user was created successfully and contains the new user instance. The *Location* header contains the URL of the user. **User**

422

One or more request parameters are invalid. The body contains a general error message as well as a validation error dictionary. **inline_response_422**



patch /user/{id}

Update properties on a User. (api.config.user.update)

Modifies an existing user resource with the given *{id}*. The *failed_logins* property may be set to 0 to unlock a user account that has too many failed logins.

Path parameters

id (required)

Path Parameter — Unique identifier for the resource.

Consumes

This API call consumes the following media types via the Content-Type request header:

- *application/json*

Request body

body [User](#) (required)
Body Parameter — A user object with modified properties.

Return type

[User](#)

Example data

Content-Type: application/json

```
Example: {
  "last_authentication" : "2000-01-23T04:56:07.000+00:00",
  "failed_logins" : 1,
  "created_at" : "2000-01-23T04:56:07.000+00:00",
  "enabled" : true,
  "public_display_name" : "public_display_name",
  "password" : "",
  "password_expiration" : "2000-01-23T04:56:07.000+00:00",
  "email_address" : "email_address",
  "password_reset_next_login" : false,
  "preferred_email_language" : "en-us",
  "id" : 171976545,
  "security_provider_id" : 1294386359,
  "two_factor_required" : false,
  "username" : "username"
}
```

Produces

This API call produces the following media types according to the Accept request header; the media type will be conveyed by the Content-Type response header.

- *application/json*

Responses

200

Indicates the user was successfully updated and contains an updated user instance. **User**

404

The specified resource was not found. **ErrorMessageResponse**

422

One or more request parameters are invalid. The body contains a general error message as well as a validation error dictionary. **inline_response_422**

post /vault/account/{id}/check-in

Check in a Vault Account's password or private key. (api.config.vault.account.checkIn)

Checks in a Vault account's password or private key. This API supports all Vault account types, including Windows Local and Windows Domain accounts.

Path parameters

id (required)

Path Parameter — Unique identifier for the resource.

Produces

This API call produces the following media types according to the Accept request header; the media type will be conveyed by the Content-Type response header.

- *application/json*

Responses

200

The account was checked-in successfully.

404

The specified resource was not found. **ErrorMessageResponse**

422

One or more request parameters are invalid. The body contains a general error message as well as a validation error dictionary. **inline_response_422**

post /vault/account/{id}/check-out

Check out a Vault Account's password or private key. (api.config.vault.account.checkOut)

Checks out a Vault account's password or private key and returns it in the response. This API supports all Vault account types, including Windows Local and Windows Domain accounts.

Path parameters

id (required)

Path Parameter — Unique identifier for the resource.

Return type

[VaultAccountCredential](#)

Example data

Content-Type: application/json

```
Example: {
  "password" : "password",
  "private_key" : "private_key",
  "type" : "username_password",
  "username" : "username"
}
```

Produces

This API call produces the following media types according to the Accept request header; the media type will be conveyed by the Content-Type response header.

- *application/json*

Responses

200

OK **VaultAccountCredential**

404

The specified resource was not found. **ErrorMessageResponse**

422

One or more request parameters are invalid. The body contains a general error message as well as a validation error dictionary. **inline_response_422**



delete /vault/account/{id}

Delete a Vault Account. (`api.config.vault.account.destroy`)

Removes the account with the given `{id}`. Personal accounts are not eligible for deletion through this API.

Path parameters

id (required)

Path Parameter — Unique identifier for the resource.

Produces

This API call produces the following media types according to the Accept request header; the media type will be conveyed by the Content-Type response header.

- *application/json*

Responses

204

Indicates that the account was successfully removed.

403

Indicates that the account was personal and not eligible for deletion.

404

The specified resource was not found. **ErrorMessageResponse**

422

One or more request parameters are invalid. The body contains a general error message as well as a validation error dictionary. **inline_response_422**



post /vault/account/{id}/force-check-in

Force check in a Vault Account's password or private key. (`api.config.vault.account.forceCheckIn`)

Forcefully checks in a Vault account's password or private key that was previously checked out by a different user or API account. This API supports all Vault account types, including Windows Local and Windows Domain accounts.

Path parameters

id (required)

Path Parameter — Unique identifier for the resource.

Produces

This API call produces the following media types according to the Accept request header; the media type will be conveyed by the Content-Type response header.

- *application/json*

Responses

200

The account was forcibly checked-in successfully.

404

The specified resource was not found. **ErrorMessageResponse**

422

One or more request parameters are invalid. The body contains a general error message as well as a validation error dictionary. **inline_response_422**



get /vault/account

Get a list of Vault Accounts. (api.config.vault.account.index)

Gets a paginated list of all Vault accounts. They can optionally be filtered using query string parameters documented below.

If more than one criteria is specified then AND logic is used to combine the criteria. For example, if both a type and name are specified then all Vault accounts with a matching type and name are returned.

If no filter criteria are specified then all Vault accounts are returned.

String parameters are always matched case-insensitively and exactly. No partial matches are allowed.

Query parameters

per_page (optional)

Query Parameter — The number of items to include a paginated response.

current_page (optional)

Query Parameter — The 1-based index of the desired page.

type (optional)

Query Parameter — Filters results to include only accounts of a the given type.

name (optional)

Query Parameter — Filters results to include only accounts that match the given name.

include_personal (optional)

Query Parameter — Set to "true" to allow results to include personal accounts. default: false

account_group_id (optional)

Query Parameter — Filters results to include only accounts that match the given vault account group.

Return type

array[VaultAccount]

Example data

Content-Type: application/json

```
Example: [ {
  "owner_user_id" : 1294386359,
  "name" : "name",
  "description" : "description",
  "account_group_id" : 314780941,
  "personal" : true,
  "id" : 171976545,
  "account_policy" : "account_policy",
  "type" : "username_password"
}, {
  "owner_user_id" : 1294386359,
  "name" : "name",
  "description" : "description",
  "account_group_id" : 314780941,
  "personal" : true,
  "id" : 171976545,
  "account_policy" : "account_policy",
  "type" : "username_password"
} ]
```

Produces

This API call produces the following media types according to the Accept request header; the media type will be conveyed by the Content-Type response header.

- *application/json*

Responses

200

OK



post /vault/account/{id}/rotate

Schedules a credential rotation. (api.config.vault.account.rotate)

Schedules a credential rotation for the Windows Domain or Windows Local account with the given *{id}*. An error is returned for accounts that cannot be rotated by the system.

Path parameters

id (required)

Path Parameter — Unique identifier for the resource.

Produces

This API call produces the following media types according to the Accept request header; the media type will be conveyed by the Content-Type response header.

- *application/json*

Responses

200

The account was rotated successfully.

404

The specified resource was not found. **ErrorMessageResponse**

422

One or more request parameters are invalid. The body contains a general error message as well as a validation error dictionary. **inline_response_422**



get /vault/account/{id}

Get a Vault Account. (api.config.vault.account.show)
Gets the Vault account with the given *{id}*. A type-specific resource is returned.

Path parameters

id (required)

Path Parameter — Unique identifier for the resource.

Return type

[vault_account_body](#)

Example data

Content-Type: application/json

Example: ""

Produces

This API call produces the following media types according to the Accept request header; the media type will be conveyed by the Content-Type response header.

- *application/json*

Responses

200

OK `vault_account_body`

404

The specified resource was not found. `ErrorMessageResponse`

422

One or more request parameters are invalid. The body contains a general error message as well as a validation error dictionary. `inline_response_422`



post /vault/account

Create a generic Vault Account. (`api.config.vault.account.store`)

Adds a new username / password account or SSH account. Windows local and domain accounts cannot be added via this API.

The request body must either be a `VaultUsernamePasswordAccount` resource or a `VaultSSHAccount` resource.

After an account is added via the API, the Vault Account Activity Report shows an "Account Created" event for that account. The "User" column shows the name of the API Account that created the account.

Consumes

This API call consumes the following media types via the Content-Type request header:

- *application/json*

Request body

body `vault_account_body` (required)

Body Parameter — New account properties.

Return type

`vault_account_body`

Example data

Content-Type: application/json

```
Example: ""
```

Produces

This API call produces the following media types according to the Accept request header; the media type will be conveyed by the Content-Type response header.

- *application/json*

Responses

201

Indicates the account was created successfully and contains the new account instance. The *Location* header contains the URL of the account. **vault_account_body**

422

One or more request parameters are invalid. The body contains a general error message as well as a validation error dictionary. **inline_response_422**



patch /vault/account/{id}

Update properties on a Vault Account resource. (*api.config.vault.account.update*)

Modifies an existing vault account with the given *{id}* using the given properties.

Path parameters

id (required)

Path Parameter — Unique identifier for the resource.

Consumes

This API call consumes the following media types via the Content-Type request header:

- *application/json*

Request body

body account_id_body (required)

Body Parameter — The Vault Account properties to modify.

Return type

[account_id_body](#)

Example data

Content-Type: application/json

```
Example: ""
```

Produces

This API call produces the following media types according to the Accept request header; the media type will be conveyed by the Content-Type response header.

- *application/json*

Responses

200

Indicates the existing vault account was successfully updated and returns the new vault account. **account_id_body**

404

The specified resource was not found. **ErrorMessageResponse**

422

One or more request parameters are invalid. The body contains a general error message as well as a validation error dictionary. **inline_response_422**



delete /vault/account/{id}/user/{user_id}

Remove a User from a Vault Account. (api.config.vault.account.user.destroy)

Removes the user with the given *{user_id}* from the Vault account with the given *{id}*.

Path parameters

id (required)

Path Parameter — Unique identifier for the resource.

user_id (required)

Path Parameter — Unique identifier for the user.

Produces

This API call produces the following media types according to the Accept request header; the media type will be conveyed by the Content-Type response header.

- *application/json*

Responses

204

Indicates the user was successfully deleted.

403

Indicates that the account was personal and not eligible for removing a user.

404

The specified resource was not found. **ErrorMessageResponse**



get /vault/account/{id}/user

Get a list of Users with access to a Vault Account. (api.config.vault.account.user.index)

Gets a paginated list of *VaultAccountUser* resources representing users who are explicitly granted access to the Vault account with the given *{id}*. This list does not include users implicitly granted access via a group policy or account group.

Path parameters

id (required)

Path Parameter — Unique identifier for the resource.

Query parameters

per_page (optional)

Query Parameter — The number of items to include a paginated response.

current_page (optional)

Query Parameter — The 1-based index of the desired page.

Return type

array[VaultAccountUser]

Example data

Content-Type: application/json

```
Example: [ {
  "role" : "inject",
  "user_id" : 171976545
}, {
  "role" : "inject",
  "user_id" : 171976545
} ]
```

Produces

This API call produces the following media types according to the Accept request header; the media type will be conveyed by the Content-Type response header.

- *application/json*

Responses

200

OK

404

The specified resource was not found. **ErrorMessageResponse**

422

One or more request parameters are invalid. The body contains a general error message as well as a validation error dictionary. **inline_response_422**



get /vault/account/{id}/user/{user_id}

Get a User of a Vault Account. (api.config.vault.account.user.show)

Get a *VaultAccountUser* resource representing the user with the given *{user_id}* of the Vault account with the given *{id}*.

Path parameters

id (required)

Path Parameter — Unique identifier for the resource.

user_id (required)

Path Parameter — Unique identifier for the User.

Return type

[VaultAccountUser](#)

Example data

Content-Type: application/json

```
Example: {
  "role" : "inject",
  "user_id" : 171976545
}
```

Produces

This API call produces the following media types according to the Accept request header; the media type will be conveyed by the Content-Type response header.

- *application/json*

Responses

200

OK **VaultAccountUser**

404

The specified resource was not found. **ErrorMessageResponse**



post /vault/account/{id}/user

Adds a User to a Vault Account. (api.config.vault.account.user.store)

Adds a user to the Vault account with the given *{id}*. The response body contains the new *VaultAccountUser* resource.

Path parameters

id (required)

Path Parameter — Unique identifier for the resource.

Consumes

This API call consumes the following media types via the Content-Type request header:

- *application/json*

Request body

body [VaultAccountUser](#) (required)
Body Parameter —

Return type

[VaultAccountUser](#)

Example data

Content-Type: application/json

```
Example: {
  "role" : "inject",
  "user_id" : 171976545
}
```

Produces

This API call produces the following media types according to the Accept request header; the media type will be conveyed by the Content-Type response header.

- *application/json*

Responses

201

Indicates the user was successfully added to the Vault account. **VaultAccountUser**

403

Indicates that the account was personal and not eligible for adding a user.

422

One or more request parameters are invalid. The body contains a general error message as well as a validation error dictionary. **inline_response_422**



patch /vault/account/{id}/user/{user_id}

Change a User's Vault Account membership. (api.config.vault.account.user.update)

Modifies the role of the user with the given *{user_id}* on the vault account with the given *{id}*. This cannot modify users added by a group policy or account group.

Path parameters

id (required)

Path Parameter — Unique identifier for the resource.

user_id (required)

Path Parameter — The unique id of the user.

Consumes

This API call consumes the following media types via the Content-Type request header:

- *application/json*

Request body

body [VaultAccountUser](#) (required)

Body Parameter —

Return type

[VaultAccountUser](#)

Example data

Content-Type: application/json

```
Example: {
  "role" : "inject",
  "user_id" : 171976545
}
```

Produces

This API call produces the following media types according to the Accept request header; the media type will be conveyed by the Content-Type response header.

- *application/json*

Responses

200

Indicates the role on the account was successfully updated. **VaultAccountUser**

403

Indicates that the account was personal and not eligible for updating a user.

404

The specified resource was not found. **ErrorMessageResponse**

422

One or more request parameters are invalid. The body contains a general error message as well as a validation error dictionary. **inline_response_422**



delete /vault/account-group/{id}/account/{account_id}

Remove a Vault Account from a Vault Account Group. (api.config.vault.accountGroup.account.destroy)

Removes the Vault account with the given *{account_id}* from the Vault account group with the given *{id}* and add it to the default Vault account group.

Path parameters

id (required)

Path Parameter — Unique identifier for the resource.

account_id (required)

Path Parameter — Unique identifier for the Account.

Produces

This API call produces the following media types according to the Accept request header; the media type will be conveyed by the Content-Type response header.

- *application/json*

Responses

204

Indicates the Vault Account Group Account was successfully deleted.

404

The specified resource was not found. **ErrorMessageResponse**



get /vault/account-group/{id}/account

Get a list of Accounts in a Vault Account Group. (api.config.vault.accountGroup.account.index)

Gets a paginated list of *VaultAccountGroupAccount* resources representing accounts that are part of the Vault Account Group with the given *{id}*.

Path parameters

id (required)

Path Parameter — Unique identifier for the resource.

Query parameters

per_page (optional)

Query Parameter — The number of items to include a paginated response.

current_page (optional)

Query Parameter — The 1-based index of the desired page.

Return type

array[VaultAccountGroupAccount]

Example data

Content-Type: application/json

```
Example: [ {
  "account_id" : 171976545,
  "account_group_id" : 1294386359
}, {
  "account_id" : 171976545,
  "account_group_id" : 1294386359
} ]
```

Produces

This API call produces the following media types according to the Accept request header; the media type will be conveyed by the Content-Type response header.

- *application/json*

Responses

200

OK

404

The specified resource was not found. **ErrorMessageResponse**

422

One or more request parameters are invalid. The body contains a general error message as well as a validation error dictionary. **inline_response_422**



get /vault/account-group/{id}/account/{account_id}

Get an account of Vault Account Group. (api.config.vault.accountGroup.account.show)

Get a *VaultAccountGroupAccount* resource representing the account with the given *{id}* in the Vault account group with the given *{id}*. This is useful for determining if a given account exists in a specific Vault account group.

Path parameters

id (required)

Path Parameter — Unique identifier for the resource.

account_id (required)

Path Parameter — Unique identifier for the Account.

Return type

[VaultAccountGroupAccount](#)

Example data

Content-Type: application/json

```
Example: {
  "account_id" : 171976545,
  "account_group_id" : 1294386359
}
```

Produces

This API call produces the following media types according to the Accept request header; the media type will be conveyed by the Content-Type response header.

- *application/json*

Responses

200

OK *VaultAccountGroupAccount*

404

The specified resource was not found. **ErrorMessageResponse**



post /vault/account-group/{id}/account

Adds a Vault Account to a Vault Account Group. (api.config.vault.accountGroup.account.store)

This API adds a Vault account to the Vault account group with the given *{id}*. If the account is part of any other group, then it will implicitly moved from its prior group into this new group. The response body contains the new Vault account group account resource.

Path parameters

id (required)

Path Parameter — Unique identifier for the resource.

Consumes

This API call consumes the following media types via the Content-Type request header:

- *application/json*

Request body

body id account body (required)

Body Parameter —

Return type

VaultAccountGroupAccount

Example data

Content-Type: application/json

```
Example: {
  "account_id" : 171976545,
  "account_group_id" : 1294386359
}
```

Produces

This API call produces the following media types according to the Accept request header; the media type will be conveyed by the Content-Type response header.

- *application/json*

Responses

201

Indicates the account was successfully added to the Vault account group. **VaultAccountGroupAccount**

422

One or more request parameters are invalid. The body contains a general error message as well as a validation error dictionary. **inline_response_422**



delete /vault/account-group/{id}

Delete an Account Group. (api.config.vault.accountGroup.destroy)

Deletes an existing account group with the given *{id}*. Note that all accounts associated with the account group will be moved to default group.

Path parameters

id (required)

Path Parameter — Unique identifier for the resource.

Produces

This API call produces the following media types according to the Accept request header; the media type will be conveyed by the Content-Type response header.

- *application/json*

Responses

204

Indicates the account group was successfully deleted.

404

The specified resource was not found. **ErrorMessageResponse**

422

One or more request parameters are invalid. The body contains a general error message as well as a validation error dictionary. **inline_response_422**



get /vault/account-group

Get a list of Vault Account Groups. (api.config.vault.accountGroup.index)

Gets a paginated list of all Vault account groups. They can optionally be filtered using query string parameters documented below.

If no filter criteria are specified then all Vault account groups are returned.

String parameters are always matched case-insensitively and exactly. No partial matches are allowed.

Query parameters

per_page (optional)

Query Parameter — The number of items to include a paginated response.

current_page (optional)

Query Parameter — The 1-based index of the desired page.

name (optional)

Query Parameter — Filters results to include only account groups that match the given name.

Return type

[VaultAccountGroup](#)

Example data

Content-Type: application/json

```
Example: {
  "name" : "name",
  "description" : "description",
  "id" : 171976545,
  "account_policy" : "account_policy"
}
```

Produces

This API call produces the following media types according to the Accept request header; the media type will be conveyed by the Content-Type response header.

- *application/json*

Responses

200

OK [VaultAccountGroup](#)



get /vault/account-group/{id}

Get a Vault Account Group. (api.config.vault.accountGroup.show)

Gets the Vault account group with the given *{id}*. A type-specific resource is returned.

Path parameters

id (required)

Path Parameter — Unique identifier for the resource.

Return type

[VaultAccountGroup](#)

Example data

Content-Type: application/json

```
Example: {
  "name" : "name",
  "description" : "description",
  "id" : 171976545,
  "account_policy" : "account_policy"
}
```

Produces

This API call produces the following media types according to the Accept request header; the media type will be conveyed by the Content-Type response header.

- *application/json*

Responses

200

OK **VaultAccountGroup**

404

The specified resource was not found. **ErrorMessageResponse**

422

One or more request parameters are invalid. The body contains a general error message as well as a validation error dictionary. **inline_response_422**



post /vault/account-group

Create a Vault Account Group. (api.config.vault.accountGroup.store)

Creates a new account group resource.

The response body contains the new account group.

Consumes

This API call consumes the following media types via the Content-Type request header:

- *application/json*

Request body

body [VaultAccountGroup](#) (required)

Body Parameter — New account group properties.

Return type

[VaultAccountGroup](#)

Example data

Content-Type: application/json

```
Example: {
  "name" : "name",
  "description" : "description",
  "id" : 171976545,
  "account_policy" : "account_policy"
}
```

Produces

This API call produces the following media types according to the Accept request header; the media type will be conveyed by the Content-Type response header.

- *application/json*

Responses

201

Indicates the account group was created successfully and contains the new account group instance. The *Location* header contains the URL of the account group. **VaultAccountGroup**

422

One or more request parameters are invalid. The body contains a general error message as well as a validation error dictionary. **inline_response_422**



patch /vault/account-group/{id}

Update properties on a Vault Account Group resource. (api.config.vault.accountGroup.update)
Modifies an existing vault account group with the given *{id}* using the given properties.

Path parameters

id (required)

Path Parameter — Unique identifier for the resource.

Consumes

This API call consumes the following media types via the Content-Type request header:

- *application/json*

Request body

body [VaultAccountGroup](#) (required)

Body Parameter — The Vault Account Group properties to modify.

Return type

[VaultAccountGroup](#)

Example data

Content-Type: application/json

```
Example: {
  "name" : "name",
  "description" : "description",
  "id" : 171976545,
  "account_policy" : "account_policy"
}
```

Produces

This API call produces the following media types according to the Accept request header; the media type will be conveyed by the Content-Type response header.

- *application/json*

Responses

200

Indicates the existing vault account group was successfully updated and returns the new vault account group. **VaultAccountGroup**

404

The specified resource was not found. **ErrorMessageResponse**

422

One or more request parameters are invalid. The body contains a general error message as well as a validation error dictionary. **inline_response_422**



delete /vault/account-group/{id}/user/{user_id}

Remove a User from a Vault Account Group. (`api.config.vault.accountGroup.user.destroy`)
Removes the user with the given `{user_id}` from the Vault account group with the given `{id}`.

Path parameters

id (required)

Path Parameter — Unique identifier for the resource.

user_id (required)

Path Parameter — Unique identifier for the user.

Produces

This API call produces the following media types according to the Accept request header; the media type will be conveyed by the Content-Type response header.

- `application/json`

Responses

204

Indicates the user was successfully deleted.

404

The specified resource was not found. **ErrorMessageResponse**



get /vault/account-group/{id}/user

Get a list of Users with access to a Vault Account Group. (`api.config.vault.accountGroup.user.index`)
Gets a paginated list of `VaultAccountGroupUser` resources representing users who are explicitly granted access to the Vault account group with the given `{id}`. This list does not include users implicitly granted access via a group policy.

Path parameters

id (required)

Path Parameter — Unique identifier for the resource.

Query parameters

per_page (optional)

Query Parameter — The number of items to include a paginated response.

current_page (optional)

Query Parameter — The 1-based index of the desired page.

Return type

array[[VaultAccountGroupUser](#)]

Example data

Content-Type: application/json

```
Example: [ {
  "role" : "inject",
  "user_id" : 171976545,
  "account_group_id" : 1294386359
}, {
  "role" : "inject",
  "user_id" : 171976545,
  "account_group_id" : 1294386359
} ]
```

Produces

This API call produces the following media types according to the Accept request header; the media type will be conveyed by the Content-Type response header.

- *application/json*

Responses

200

OK

404

The specified resource was not found. **ErrorMessageResponse**

422

One or more request parameters are invalid. The body contains a general error message as well as a validation error dictionary. **inline_response_422**

get /vault/account-group/{id}/user/{user_id}

Get a User in a Vault Account Group. (api.config.vault.accountGroup.user.show)

Get a *VaultAccountGroupUser* resource representing the user with the given *{user_id}* in the Vault account group with the given *{id}*.

Path parameters

id (required)

Path Parameter — Unique identifier for the resource.

user_id (required)

Path Parameter — Unique identifier for the User.

Return type

[VaultAccountGroupUser](#)

Example data

Content-Type: application/json

```
Example: {
  "role" : "inject",
  "user_id" : 171976545,
  "account_group_id" : 1294386359
}
```

Produces

This API call produces the following media types according to the Accept request header; the media type will be conveyed by the Content-Type response header.

- *application/json*

Responses

200

OK *VaultAccountGroupUser*

404

The specified resource was not found. *ErrorMessageResponse*

post /vault/account-group/{id}/user

Adds a User to a Vault Account Group. (api.config.vault.accountGroup.user.store)

Adds a user to the Vault account group with the given *{id}*. The response body contains the new *VaultAccountGroupUser* resource.

Path parameters

id (required)

Path Parameter — Unique identifier for the resource.

Consumes

This API call consumes the following media types via the Content-Type request header:

- *application/json*

Request body

body [VaultAccountGroupAccount](#) (required)

Body Parameter —

Return type

[VaultAccountGroupUser](#)

Example data

Content-Type: application/json

```
Example: {
  "role" : "inject",
  "user_id" : 171976545,
  "account_group_id" : 1294386359
}
```

Produces

This API call produces the following media types according to the Accept request header; the media type will be conveyed by the Content-Type response header.

- *application/json*

Responses

201

Indicates the user was successfully added to the Vault account group. **VaultAccountGroupUser**

422

One or more request parameters are invalid. The body contains a general error message as well as a validation error dictionary. **inline_response_422**

patch /vault/account-group/{id}/user/{user_id}

Change a User's Vault Account Group membership. (api.config.vault.accountGroup.user.update)
Modifies the role of the user with the given `{user_id}` on the vault account group with the given `{id}`. This cannot modify users added to a account group by a group policy.

Path parameters

id (required)

Path Parameter — Unique identifier for the resource.

user_id (required)

Path Parameter — The unique id of the user.

Consumes

This API call consumes the following media types via the Content-Type request header:

- `application/json`

Request body

body [VaultAccountGroupUser](#) (required)
Body Parameter —

Return type

[VaultAccountGroupUser](#)

Example data

Content-Type: application/json

```
Example: {
  "role" : "inject",
  "user_id" : 171976545,
  "account_group_id" : 1294386359
}
```

Produces

This API call produces the following media types according to the Accept request header; the media type will be conveyed by the Content-Type response header.

- `application/json`

Responses

200

Indicates the role on the group was successfully updated. **VaultAccountGroupUser**

404

The specified resource was not found. **ErrorMessageResponse**

422

One or more request parameters are invalid. The body contains a general error message as well as a validation error dictionary. **inline_response_422**



delete /vault/account-policy/{id}

Delete an Account Policy. (api.config.vault.accountPolicy.destroy)

Deletes an existing account policy with the given *{id}*. Note that all accounts associated with the account policy will be moved to default policy. You may not delete the default policy.

Path parameters

id (required)

Path Parameter — Unique identifier for the resource.

Produces

This API call produces the following media types according to the Accept request header; the media type will be conveyed by the Content-Type response header.

- *application/json*

Responses

204

Indicates the account policy was successfully deleted.

404

The specified resource was not found. **ErrorMessageResponse**

422

One or more request parameters are invalid. The body contains a general error message as well as a validation error dictionary. **inline_response_422**



get /vault/account-policy

Get a list of Vault Account Policies. (api.config.vault.accountPolicy.index)

Gets a paginated list of all Vault account policies. They can optionally be filtered using query string parameters documented below.

If no filter criteria are specified then all Vault account policies are returned.

String parameters are always matched case-insensitively and exactly. No partial matches are allowed.

Query parameters

per_page (optional)

Query Parameter — The number of items to include a paginated response.

current_page (optional)

Query Parameter — The 1-based index of the desired page.

name (optional)

Query Parameter — Filters results to include only account policies that match the given name.

code_name (optional)

Query Parameter — Filters results to include only account policies that match the given code name.

Return type

[VaultAccountPolicy](#)

Example data

Content-Type: application/json

```
Example: {
  "maximum_password_age" : 220,
  "auto_rotate_credentials" : true,
  "name" : "name",
  "description" : "description",
  "id" : 171976545,
  "allow_simultaneous_checkout" : true,
  "code_name" : "code_name",
  "scheduled_password_rotation" : true
}
```

Produces

This API call produces the following media types according to the Accept request header; the media type will be conveyed by the Content-Type response header.

- *application/json*

Responses

200

OK VaultAccountPolicy



get /vault/account-policy/{id}

Get a Vault Account Policy. (api.config.vault.accountPolicy.show)

Gets the Vault account policy with the given *{id}*. A type-specific resource is returned.

Path parameters

id (required)

Path Parameter — Unique identifier for the resource.

Return type

[VaultAccountPolicy](#)

Example data

Content-Type: application/json

```
Example: {
  "maximum_password_age" : 220,
  "auto_rotate_credentials" : true,
  "name" : "name",
  "description" : "description",
  "id" : 171976545,
  "allow_simultaneous_checkout" : true,
  "code_name" : "code_name",
  "scheduled_password_rotation" : true
}
```

Produces

This API call produces the following media types according to the Accept request header; the media type will be conveyed by the Content-Type response header.

- *application/json*

Responses

200

OK `VaultAccountPolicy`

404

The specified resource was not found. `ErrorMessageResponse`

422

One or more request parameters are invalid. The body contains a general error message as well as a validation error dictionary. `inline_response_422`



post /vault/account-policy

Create a Vault Account Policy. (api.config.vault.accountPolicy.store)

Creates a new account policy resource.

The response body contains the new account policy.

Consumes

This API call consumes the following media types via the Content-Type request header:

- `application/json`

Request body

body `VaultAccountPolicy` (required)

Body Parameter — New account policy properties.

Return type

[VaultAccountPolicy](#)

Example data

Content-Type: application/json

```
Example: {
  "maximum_password_age" : 220,
  "auto_rotate_credentials" : true,
  "name" : "name",
  "description" : "description",
  "id" : 171976545,
  "allow_simultaneous_checkout" : true,
```

```
"code_name" : "code_name",
"scheduled_password_rotation" : true
}
```

Produces

This API call produces the following media types according to the Accept request header; the media type will be conveyed by the Content-Type response header.

- *application/json*

Responses

201

Indicates the account policy was created successfully and contains the new account policy instance. The *Location* header contains the URL of the account policy. **VaultAccountPolicy**

422

One or more request parameters are invalid. The body contains a general error message as well as a validation error dictionary. **inline_response_422**



patch /vault/account-policy/{id}

Update properties on a Vault Account Policy resource. (api.config.vault.accountPolicy.update)
Modifies an existing vault account policy with the given *{id}* using the given properties.

Path parameters

id (required)

Path Parameter — Unique identifier for the resource.

Consumes

This API call consumes the following media types via the Content-Type request header:

- *application/json*

Request body

body **VaultAccountPolicy** (required)

Body Parameter — The Vault Account Policy properties to modify.

Return type

[VaultAccountPolicy](#)

Example data

Content-Type: application/json

```
Example: {
  "maximum_password_age" : 220,
  "auto_rotate_credentials" : true,
  "name" : "name",
  "description" : "description",
  "id" : 171976545,
  "allow_simultaneous_checkout" : true,
  "code_name" : "code_name",
  "scheduled_password_rotation" : true
}
```

Produces

This API call produces the following media types according to the Accept request header; the media type will be conveyed by the Content-Type response header.

- *application/json*

Responses

200

Indicates the existing vault account policy was successfully updated and returns the new vault account policy. **VaultAccountPolicy**

404

The specified resource was not found. **ErrorMessageResponse**

422

One or more request parameters are invalid. The body contains a general error message as well as a validation error dictionary. **inline_response_422**



post /vault/endpoint/{id}/remote-rdp-jump-item-association

Associate a Remote RDP Jump Item to a Vault endpoint. (api.config.vault.endpoint.associate)

Associates an existing remote RDP Jump Items with vault endpoint with the given *{id}*. The endpoint associations can be consulted at */jump-item/remote-rdp?endpoint_id={id}*.

Path parameters

id (required)

Path Parameter — Unique identifier for the resource.

Consumes

This API call consumes the following media types via the Content-Type request header:

- *application/json*

Request body

body [id_remoterdpjumpitemassociation_body](#) (required)

Body Parameter —

Return type

[RemoteRdpCandidate](#)

Example data

Content-Type: application/json

```
Example: {
  "id" : 171976545
}
```

Produces

This API call produces the following media types according to the Accept request header; the media type will be conveyed by the Content-Type response header.

- *application/json*

Responses

201

Indicates the association was successfully made. **RemoteRdpCandidate**

404

The specified resource was not found. **ErrorMessageResponse**

422

One or more request parameters are invalid. The body contains a general error message as well as a validation error dictionary. **inline_response_422**



get /vault/endpoint

Get a list of Vault Endpoints. (api.config.vault.endpoint.index)

Gets a paginated list of all Vault endpoints. They can optionally be filtered using query string parameters documented below.

If no filter criteria are specified then all Vault endpoints are returned.

String parameters are always matched case-insensitively and exactly. No partial matches are allowed.

Query parameters

per_page (optional)

Query Parameter — The number of items to include a paginated response.

current_page (optional)

Query Parameter — The 1-based index of the desired page.

name (optional)

Query Parameter — Filters results to include only endpoints that match the given name.

hostname (optional)

Query Parameter — Filters results to include only endpoints that match the given hostname.

description (optional)

Query Parameter — Filters results to include only endpoints that match the given description.

domain_name (optional)

Query Parameter — Filters results to include only endpoints that match the given domain name.

Return type

[VaultEndpoint](#)

Example data

Content-Type: application/json

```
Example: {
  "domain_name" : "domain_name",
  "hostname" : "hostname",
  "name" : "name",
  "distinguished_name" : "distinguished_name",
  "operating_system" : "operating_system",
  "description" : "description",
  "id" : 171976545
}
```

Produces

This API call produces the following media types according to the Accept request header; the media type will be conveyed by the Content-Type response header.

- *application/json*

Responses

200

OK VaultEndpoint



get /vault/endpoint/{id}/remote-rdp-jump-item-candidates

List Remote RDP Jump Items to associate to a vault endpoint. (api.config.vault.endpoint.listCandidates)
Lists existing Remote RDP Jump Items that can be associated to the Vault Endpoint with the given *{id}*.

Path parameters

id (required)

Path Parameter — Unique identifier for the resource.

Return type

array[[RemoteRdpCandidate](#)]

Example data

Content-Type: application/json

```
Example: [ {  
  "id" : 171976545  
}, {  
  "id" : 171976545  
} ]
```

Produces

This API call produces the following media types according to the Accept request header; the media type will be conveyed by the Content-Type response header.

- *application/json*

Responses

200

OK

404

The specified resource was not found. **ErrorMessageResponse**

422

One or more request parameters are invalid. The body contains a general error message as well as a validation error dictionary. **inline_response_422**



post /group-policy/{id}/copy

Duplicate an existing Group Policy. (api.config.vault.groupPolicy.copy)

Copies an existing group policy resource with the given *{id}*.

The body of the POST must contain the name of the new group policy.

The copied group policy retains all other settings and configuration associated with the original group policy.

Path parameters

id (required)

Path Parameter — Unique identifier for the group policy.

Consumes

This API call consumes the following media types via the Content-Type request header:

- *application/json*

Request body

body id_copy_body (optional)

Body Parameter — The name of the new group policy.

Return type

GroupPolicy

Example data

Content-Type: application/json

```
Example: {
  "perm_protocol_tunnel" : false,
  "perm_jump_client" : false,
  "unassigned_jump_item_role_id" : 494379917,
  "perm_extended_availability_mode_allowed" : false,
  "private_jump_item_role_id" : 1280358509,
```

```
"default_jump_item_role_id" : 314780941,
"perm_edit_external_key" : false,
"perm_collaborate_control" : false,
"perm_remote_vnc" : false,
"perm_session_idle_timeout" : 52076,
"perm_remote_jump" : false,
"perm_share_other_team" : false,
"inferior_jump_item_role_id" : 1210617418,
"name" : "name",
"perm_collaborate" : false,
"perm_shell_jump" : false,
"id" : 171976545,
"perm_local_jump" : false,
"perm_remote_rdp" : false,
"perm_web_jump" : false,
"access_perm_status" : "not_defined",
"perm_access_allowed" : false,
"perm_invite_external_user" : false
}
```

Produces

This API call produces the following media types according to the Accept request header; the media type will be conveyed by the Content-Type response header.

- *application/json*

Responses

201

Indicates the group policy was copied successfully. **GroupPolicy**

404

The specified resource was not found. **ErrorMessageResponse**

422

One or more request parameters are invalid. The body contains a general error message as well as a validation error dictionary. **inline_response_422**



delete /vendor/{id}

Delete a Vendor Group. (api.config.vendor.destroy)

Deletes an existing vendor group with the given *{id}*. Note that all users associated with the vendor group will also be deleted.

Path parameters

id (required)

Path Parameter — Unique identifier for the resource.

Produces

This API call produces the following media types according to the Accept request header; the media type will be conveyed by the Content-Type response header.

- *application/json*

Responses

204

Indicates the vendor group was successfully deleted.

404

The specified resource was not found. **ErrorMessageResponse**

422

One or more request parameters are invalid. The body contains a general error message as well as a validation error dictionary. **inline_response_422**



get /vendor

Get all Vendor groups. (api.config.vendor.index)

Gets a paginated list of all vendor groups. They can optionally be filtered using query string parameters documented below.

Query parameters

per_page (optional)

Query Parameter — The number of items to include a paginated response.

current_page (optional)

Query Parameter — The 1-based index of the desired page.

name (optional)

Query Parameter — Filters Vendors by the given name.

Return type

array[[Vendor](#)]

Example data

Content-Type: application/json

```
Example: [ {
  "network_restrictions" : [ "network_restrictions", "network_restrictions", "network_
restrictions", "network_restrictions", "network_restrictions", "network_
restrictions", "network_restrictions", "network_restrictions" ],
  "user_expired_notification_enabled" : true,
  "user_approval_enabled" : false,
  "administrator_id" : 5.962133916683182,
  "user_reactivation_enabled" : false,
  "name" : "name",
  "default_policy" : 1294386359,
  "id" : 171976545,
  "user_added_notification_enabled" : true,
  "account_expiration" : 54
}, {
  "network_restrictions" : [ "network_restrictions", "network_restrictions", "network_
restrictions", "network_restrictions", "network_restrictions", "network_
restrictions", "network_restrictions", "network_restrictions" ],
  "user_expired_notification_enabled" : true,
  "user_approval_enabled" : false,
  "administrator_id" : 5.962133916683182,
  "user_reactivation_enabled" : false,
  "name" : "name",
  "default_policy" : 1294386359,
  "id" : 171976545,
  "user_added_notification_enabled" : true,
  "account_expiration" : 54
} ]
```

Produces

This API call produces the following media types according to the Accept request header; the media type will be conveyed by the Content-Type response header.

- *application/json*

Responses

200

OK



get /vendor/{id}

Get a Vendor Group. (api.config.vendor.show)
Gets the vendor group resource with the given *{id}*.

Path parameters

id (required)

Path Parameter — Unique identifier for the resource.

Return type

[Vendor](#)

Example data

Content-Type: application/json

```
Example: {
  "network_restrictions" : [ "network_restrictions", "network_restrictions", "network_restrictions", "network_restrictions", "network_restrictions", "network_restrictions", "network_restrictions", "network_restrictions", "network_restrictions" ],
  "user_expired_notification_enabled" : true,
  "user_approval_enabled" : false,
  "administrator_id" : 5.962133916683182,
  "user_reactivation_enabled" : false,
  "name" : "name",
  "default_policy" : 1294386359,
  "id" : 171976545,
  "user_added_notification_enabled" : true,
  "account_expiration" : 54
}
```

Produces

This API call produces the following media types according to the Accept request header; the media type will be conveyed by the Content-Type response header.

- *application/json*

Responses

200

OK **Vendor**

404

The specified resource was not found. **ErrorMessageResponse**

422

One or more request parameters are invalid. The body contains a general error message as well as a validation error dictionary. **inline_response_422**

post /vendor

Create a Vendor Group. (api.config.vendor.store)

Creates a new vendor group resource. The response body contains the new vendor group.

Consumes

This API call consumes the following media types via the Content-Type request header:

- *application/json*

Request body

body [Vendor](#) (required)

Body Parameter —

Return type

[Vendor](#)

Example data

Content-Type: application/json

```
Example: {
  "network_restrictions" : [ "network_restrictions", "network_restrictions", "network_restrictions", "network_restrictions", "network_restrictions", "network_restrictions", "network_restrictions", "network_restrictions" ],
  "user_expired_notification_enabled" : true,
  "user_approval_enabled" : false,
  "administrator_id" : 5.962133916683182,
  "user_reactivation_enabled" : false,
  "name" : "name",
  "default_policy" : 1294386359,
  "id" : 171976545,
  "user_added_notification_enabled" : true,
  "account_expiration" : 54
}
```

Produces

This API call produces the following media types according to the Accept request header; the media type will be conveyed by the Content-Type response header.

- *application/json*

Responses

201

Indicates the vendor group was created successfully and contains the new vendor group instance. The *Location* header contains the URL

of the vendor group. **Vendor**

422

One or more request parameters are invalid. The body contains a general error message as well as a validation error dictionary. **inline_response_422**



patch /vendor/{id}

Update properties on a Vendor Group resource. (api.config.vendor.update)
Modifies an existing vendor group with the given *{id}* using the given properties.

Path parameters

id (required)

Path Parameter — Unique identifier for the resource.

Consumes

This API call consumes the following media types via the Content-Type request header:

- *application/json*

Request body

body [Vendor](#) (required)

Body Parameter — The Vendor Group properties to modify.

Return type

[Vendor](#)

Example data

Content-Type: application/json

```
Example: {
  "network_restrictions" : [ "network_restrictions", "network_restrictions", "network_restrictions", "network_restrictions", "network_restrictions", "network_restrictions", "network_restrictions", "network_restrictions" ],
  "user_expired_notification_enabled" : true,
  "user_approval_enabled" : false,
  "administrator_id" : 5.962133916683182,
  "user_reactivation_enabled" : false,
  "name" : "name",
  "default_policy" : 1294386359,
  "id" : 171976545,
```

```
"user_added_notification_enabled" : true,  
"account_expiration" : 54  
}
```

Produces

This API call produces the following media types according to the Accept request header; the media type will be conveyed by the Content-Type response header.

- *application/json*

Responses

200

Indicates the existing vendor group was successfully updated and returns the new vendor group. **Vendor**

404

The specified resource was not found. **ErrorMessageResponse**

422

One or more request parameters are invalid. The body contains a general error message as well as a validation error dictionary. **inline_response_422**



delete /vendor/{id}/user/{user_id}

Removes a Vendor User from a Vendor Group. (api.config.vendor.user.destroy)

Removes the vendor user with the given *{user_id}* from the vendor group with the given *{id}*.

Path parameters

id (required)

Path Parameter — Unique identifier for the resource.

user_id (required)

Path Parameter — Unique identifier for the user.

Produces

This API call produces the following media types according to the Accept request header; the media type will be conveyed by the Content-Type response header.

- *application/json*

Responses

204

Indicates that the vendor user was successfully removed.

404

The specified resource was not found. **ErrorMessageResponse**



get /vendor/{id}/user

Get a list of Vendor Users in a Vendor Group. (api.config.vendor.user.index)

Gets a paginated list of *VendorUser* resources representing users explicitly granted access to the vendor group with the given *{id}*.

Path parameters

id (required)

Path Parameter — Unique identifier for the resource.

Query parameters

per_page (optional)

Query Parameter — The number of items to include a paginated response.

current_page (optional)

Query Parameter — The 1-based index of the desired page.

Return type

array[[VendorUser](#)]

Example data

Content-Type: application/json

```
Example: [ {
  "vendor_administrator" : true,
  "public_display_name" : "public_display_name",
  "password" : "password",
  "account_disabled" : false,
  "password_expiration" : "2000-01-23T04:56:07.000+00:00",
```

```
"email_address" : "email_address",
"is_expired" : true,
"password_reset_next_login" : false,
"preferred_email_language" : "en-us",
"is_approved" : true,
"last_authenticated_date" : "2000-01-23T04:56:07.000+00:00",
"id" : 171976545,
"username" : "username"
}, {
  "vendor_administrator" : true,
  "public_display_name" : "public_display_name",
  "password" : "password",
  "account_disabled" : false,
  "password_expiration" : "2000-01-23T04:56:07.000+00:00",
  "email_address" : "email_address",
  "is_expired" : true,
  "password_reset_next_login" : false,
  "preferred_email_language" : "en-us",
  "is_approved" : true,
  "last_authenticated_date" : "2000-01-23T04:56:07.000+00:00",
  "id" : 171976545,
  "username" : "username"
} ]
```

Produces

This API call produces the following media types according to the Accept request header; the media type will be conveyed by the Content-Type response header.

- *application/json*

Responses

200

OK

404

The specified resource was not found. **ErrorMessageResponse**

422

One or more request parameters are invalid. The body contains a general error message as well as a validation error dictionary. **inline_response_422**



get /vendor/{id}/user/{user_id}

Get a Vendor User in a Vendor Group. (api.config.vendor.user.show)

Get a *VendorUser* resource representing the user with the given *{user_id}* in the vendor group with the given *{id}*. This is useful for determining if a given user exists in a specific vendor group.

Path parameters

id (required)

Path Parameter — Unique identifier for the resource.

user_id (required)

Path Parameter — Unique identifier for the user.

Responses

200

OK



post /vendor/{id}/user

Add a Vendor User to a Vendor Group. (api.config.vendor.user.store)
Adds a vendor user.

Path parameters

id (required)

Path Parameter — Unique identifier for the resource.

Consumes

This API call consumes the following media types via the Content-Type request header:

- *application/json*

Request body

body [VendorUser](#) (required)
Body Parameter —

Responses

200

OK



patch /vendor/{id}/user/{user_id}

Update a Vendor User in a Vendor Group. (api.config.vendor.user.update)

Modifies the properties of an existing vendor user with the given `{user_id}` in the vendor group with the given `{id}`.

Path parameters

id (required)

Path Parameter — Unique identifier for the resource.

user_id (required)

Path Parameter — Unique identifier for the user.

Consumes

This API call consumes the following media types via the Content-Type request header:

- `application/json`

Request body

body [VendorUser](#) (required)

Body Parameter —

Return type

[VendorUser](#)

Example data

Content-Type: application/json

```
Example: {
  "vendor_administrator" : true,
  "public_display_name" : "public_display_name",
  "password" : "password",
  "account_disabled" : false,
  "password_expiration" : "2000-01-23T04:56:07.000+00:00",
  "email_address" : "email_address",
  "is_expired" : true,
  "password_reset_next_login" : false,
  "preferred_email_language" : "en-us",
  "is_approved" : true,
  "last_authenticated_date" : "2000-01-23T04:56:07.000+00:00",
  "id" : 171976545,
  "username" : "username"
}
```

Produces

This API call produces the following media types according to the Accept request header; the media type will be conveyed by the Content-Type response header.

- *application/json*

Responses

200

OK **VendorUser**

404

The specified resource was not found. **ErrorMessageResponse**

Command API

The command API is designed to send commands to your BeyondTrust site from an outside application. Commands can get or set session attributes, join an existing session, or terminate a session. You can also check the health of your B Series Appliance or get information about your BeyondTrust API version.

Commands are executed by sending an HTTP request to the B Series Appliance. Send the request using any HTTPS-capable socket library, scripting language module, or URL fetcher such as **cURL** or **wget**. Use either **GET** or **POST** as the request method.

POST requests must include a "Content-Type: application/x-www-form-urlencoded" HTTP header when supplying parameters in the request body, and the parameters must be url-encoded. Multipart POST requests are not supported.



IMPORTANT!

When making consecutive API calls, you must close the connection after each API call.

The command API URL is <https://access.example.com/api/command>.



The command API is an authenticated API. For instructions on using authenticated APIs using OAuth, please see ["Authenticate to the Privileged Remote Access API" on page 10](#).

Required Parameter for Command API

`action=[string]`

The type of action to perform. Can be `join_session`, `set_session_attributes`, `get_session_attributes`, `import_jump_shortcut`, `terminate_session`, `check_health`, `set_failover_role`, or `get_api_info`.

The command API returns XML responses that declare a namespace. If you are parsing these responses with a namespace-aware parser, you need to set the namespace appropriately or ignore the namespace while parsing the XML.

- Command API: <https://www.beyondtrust.com/namespaces/API/command>



Note: *The above namespace is returned XML data and is not a functional URL.*

API Command: get_logged_in_reps

The `get_logged_in_reps` request returns XML data about all logged-in representatives. It requires no additional parameters.

i The command API is an authenticated API. For instructions on using authenticated APIs using OAuth, please see ["Authenticate to the Privileged Remote Access API" on page 10](#). The API account must have read-only or full access to the command API.

XML Response for get_logged_in_reps Query

`<logged_in_reps>`

Returns a `<rep>` element for each logged-in representative. If no representatives are logged in, this element will contain no `<rep>` elements. If an error occurs, it will contain an `<error>` element describing the problem.

Element Names and Attributes

//logged_in_reps/rep

<code>id</code> (attribute)	Unique ID assigned to the representative.
<code><display_name></code>	This element is deprecated as of API version 1.10.0 but still exists for backwards compatibility. Its value is the same as that of <code><public_display_name></code> .
<code><public_display_name></code>	The public display name currently assigned to the representative.
<code><private_display_name></code>	The private display name currently assigned to the representative.
<code><type></code>	The type of rep logged in. Types include Normal and Invited .
<code><direct_link></code>	An HTML anchor tag containing the URL that customers can use to download the customer client to connect directly to the representative.
<code><logged_in_since></code>	The date and time at which the representative logged in.
<code><presentation_count></code>	The number of active presentations the representative is currently running.
<code><support_session_count></code>	The number of active sessions the representative is currently running.
<code><showing_on_rep_list></code>	Integer value (1 or 0) indicating if the rep has permission to show on the public site and has the Showing On Representative List option checked in the access console.

Query Example: get_logged_in_reps

`get_logged_in_reps`

`https://access.example.com/api/command?
action=get_logged_in_reps`

**IMPORTANT!**

*If you experience a high volume of support requests, repeatedly calling a command such as **get_logged_in_reps** might bottleneck your system. Therefore, a best practice is to not request a list of representatives or teams with each support request. Instead, if making the same API call in succession, consider caching the results for a period of time and reusing them. New sessions requests should reference the cached list instead of calling for the list each time.*

API Command: set_session_attributes

The `set_session_attributes` command sets the external key and other custom attributes for an active session.

The API account used to issue this command must have full access to the command API.

Required Parameter for set_session_attributes

`lsid=[string]`

The ID of the session whose attributes you wish to set. The session must currently be active.

Optional Parameters for set_session_attributes

`session.custom.external_key=[string]`

An arbitrary string that can link this session to an identifier on an external system, such as a customer relationship management ticket ID. This has a maximum length of 1024 characters.

`session.custom.[custom field]=[string]`

The code name and value of any custom fields. These fields must first be configured in **/login > Management > API Configuration**.

Each attribute must be specified as a different parameter. Each custom field has a maximum length of 1024 characters. The maximum total size of all combined custom fields, including the external key, must be limited to 10KB.



Note: If an attribute is not listed in the URL, it will keep its existing value. To clear an attribute, you must set the attribute to an empty string.

XML Response for set_session_attributes Query

`<success>`

Returns a message of **Session attributes were set** if the attributes were set successfully.

`<error>`

Returns an error message if the attributes were not set successfully.

Query Examples: set_session_attributes

Set external key for session
c69a8e10bea9428f816cfababe9815fe

`https://access.example.com/api/command?action=`
`set_session_attributes&lsid=`
`c69a8e10bea9428f816cfababe9815fe&`
`session.custom.external_key=ABC123`

Set a custom value for session
c69a8e10bea9428f816cfababe9815fe

`https://access.example.com/api/command?action=`
`set_session_attributes&lsid=`
`c69a8e10bea9428f816cfababe9815fe&`
`session.custom.custom_field1=Custom%20Value`

API Command: `get_session_attributes`

The `get_session_attributes` command returns attributes set for an active session.

In order to issue the `get_session_attributes` command, you must supply the username and password for a BeyondTrust user account. That account must have the permission **Allowed to Use Command API** along with the permission **Administrator**.

The API account used to issue this command must have read-only or full access to the command API.

Required Parameter for `get_session_attributes`

`lsid=[string]`

The ID of the session whose attributes you wish to get. The session must currently be active.

XML Response for `get_session_attributes` Query

`<custom_attributes>`

Contains a `<custom_attribute>` element for each custom attribute set for the session.

`<error>`

Returns an error message if the attributes were not retrieved successfully.

Element Names and Attributes

/custom_attributes/custom_attribute

`display_name (attribute)`

The display name assigned to the custom attribute.

`code_name (attribute)`

The code name assigned to the custom attribute.

Query Example: `get_session_attributes`

Get custom attributes for session
`c69a8e10bea9428f816cfababe9815fe`

`https://access.example.com/api/command?action=get_session_`
`attributes&lsid=c69a8e10bea9428f816cfababe9815fe`


API Command: `import_jump_shortcut`

The `import_jump_shortcut` command creates a Jump shortcut. When dealing with a large number of Jump shortcuts, it may be easier to import them programmatically than to add them one by one in the access console.

The API account used to issue this command must have full access to the command API.

Required Parameters for `import_jump_shortcut` - Local Jump

<code>name=[string]</code>	The name of the endpoint to be accessed by this Jump Item. This name identifies the item in the session tabs. This string has a maximum of 128 characters.
<code>local_jump_hostname=[string]</code>	The hostname of the endpoint to be accessed by this Jump Item. This string has a maximum of 128 characters.
<code>group=[string]</code>	The code name of the Jump Group with which this Jump Item should be associated.



Note: When using the import method, a Jump Item cannot be associated with a personal list of Jump Items.

Optional Parameters for `import_jump_shortcut` - Local Jump

<code>tag=[string]</code>	You can organize your Jump Items into categories by adding a tag. This string has a maximum of 1024 characters.
<code>comments=[string]</code>	You can add comments to your Jump Items. This string has a maximum of 1024 characters.
<code>jump_policy=[string]</code>	The code name of a Jump Policy. You can specify a Jump Policy to manage access to this Jump Item.
<code>session_policy=[string]</code>	The code name of a session policy. You can specify a session policy to manage the permissions available on this Jump Item.

Required Parameters for `import_jump_shortcut` - Remote Jump

<code>name=[string]</code>	The name of the endpoint to be accessed by this Jump Item. This name identifies the item in the session tabs. This string has a maximum of 128 characters.
<code>remote_jump_hostname=[string]</code>	The hostname of the endpoint to be accessed by this Jump Item. This string has a maximum of 128 characters.
<code>jumpoint=[string]</code>	The code name of the Jumpoint through which the endpoint is accessed.
<code>group=[string]</code>	The code name of the Jump Group with which this Jump Item should be associated.


Note: When using the import method, a Jump Item cannot be associated



with a personal list of Jump Items.

Optional Parameters for import_jump_shortcut - Remote Jump

tag=[string]	You can organize your Jump Items into categories by adding a tag. This string has a maximum of 1024 characters.
comments=[string]	You can add comments to your Jump Items. This string has a maximum of 1024 characters.
jump_policy=[string]	The code name of a Jump Policy. You can specify a Jump Policy to manage access to this Jump Item.
session_policy=[string]	The code name of a session policy. You can specify a session policy to manage the permissions available on this Jump Item.

Required Parameters for import_jump_shortcut - VNC

remote_vnc_hostname=[string]	The hostname of the endpoint to be accessed by this Jump Item. This string has a maximum of 128 characters.
jumpoint=[string]	The code name of the Jumpoint through which the endpoint is accessed.
name=[string]	The name of the endpoint to be accessed by this Jump Item. This name identifies the item in the session tabs. This string has a maximum of 128 characters.
group=[string]	The code name of the Jump Group with which this Jump Item should be associated.



Note: *When using the import method, a Jump Item cannot be associated with a personal list of Jump Items.*

Optional Parameters for import_jump_shortcut - VNC

port=[integer]	A valid port number from 100 to 65535 . Defaults to 5900 .
tag=[string]	You can organize your Jump Items into categories by adding a tag. This string has a maximum of 1024 characters.
comments=[string]	You can add comments to your Jump Items. This string has a maximum of 1024 characters.
jump_policy=[string]	The code name of a Jump Policy. You can specify a Jump Policy to manage access to this Jump Item.

Required Parameters for import_jump_shortcut - Remote Desktop Protocol

name=[string]	The name of the endpoint to be accessed by this Jump Item. This name identifies the item in the session tabs. This string has a maximum of 128 characters.
remote_rdp_hostname=[string]	The hostname of the endpoint to be accessed by this Jump Item. This string has a maximum of 128 characters.
jumpoint=[string]	The code name of the Jumpoint through which the endpoint is accessed.
group=[string]	The code name of the Jump Group with which this Jump Item should be associated.



Note: When using the import method, a Jump Item cannot be associated with a personal list of Jump Items.


Optional Parameters for import_jump_shortcut - Remote Desktop Protocol

rdp_username=[string]	The username to sign in as.
domain=[string]	The domain the endpoint is on.
display_size=[string]	The resolution at which to view the remote system. Can be primary (default - the size of your primary monitor), all (the size of all of your monitors combined), or XxY (where X and Y are a supported width and height combination - e.g., 640x480).
quality=[string]	The quality at which to view the remote system. Can be low (2-bit gray scale for the lowest bandwidth consumption), best_perf (default - 8-bit color for fast performance), perf_and_qual (16-bit for medium quality image and performance), best_qual (32-bit for the highest image resolution), or video_opt (VP9 codec for more fluid video). This cannot be changed during the remote desktop protocol (RDP) session.
console=[boolean]	1: Starts a console session. 0: Starts a new session (default).
ignore_untrusted=[boolean]	1: Ignores certificate warnings. 0: Shows a warning if the server's certificate cannot be verified.
tag=[string]	You can organize your Jump Items into categories by adding a tag. This string has a maximum of 1024 characters.
comments=[string]	You can add comments to your Jump Items. This string has a maximum of 1024 characters.
jump_policy=[string]	The code name of a Jump Policy. You can specify a Jump Policy to manage access to this Jump Item.
sql_server_hostname=[string]	The hostname of the SQL Server used to access SQL Server Management Studio. This string has a maximum of 64 characters.

<code>sql_server_port=[integer]</code>	The port used to access the SQL Server instance. The port value accepts only integers in the range of 1-65535, with 1433 as the default value.
<code>sql_server_database=[string]</code>	The database name of the SQL Server instance being accessed.. This string has a maximum of 520 characters.
<code>custom_app_name=[string]</code>	The name of the remote application being accessed. This string has a maximum of 520 characters.
<code>custom_app_params=[string]</code>	A space-separated list of parameters to pass to the remote application. Parameters with spaces can be delimited using double-quotes. This string has a maximum of 16,000 characters.

Required Parameters for `import_jump_shortcut` - Shell Jump Shortcut

<code>name=[string]</code>	The name of the endpoint to be accessed by this Jump Item. This name identifies the item in the session tabs. This string has a maximum of 128 characters.
<code>shelljump_hostname=[string]</code>	The hostname of the endpoint to be accessed by this Jump Item. This string has a maximum of 128 characters.
<code>jumpoint=[string]</code>	The code name of the Jumpoint through which the endpoint is accessed.
<code>protocol=[string]</code>	Can be either ssh or telnet .
<code>group=[string]</code>	The code name of the Jump Group with which this Jump Item should be associated.



Note: When using the `import` method, a Jump Item cannot be associated with a personal list of Jump Items.



Optional Parameters for `import_jump_shortcut` - Shell Jump Shortcut

<code>shelljump_username=[string]</code>	The username to sign in as.
<code>port=[integer]</code>	A valid port number from 1 to 65535 . Defaults to 22 if the protocol is ssh or 23 if the protocol is telnet .
<code>terminal=[string]</code>	Can be either xterm (default) or VT100 .
<code>keep_alive=[integer]</code>	The number of seconds between each packet sent to keep an idle session from ending. Can be any number from 0 to 300 . 0 disables keep-alive (default).
<code>tag=[string]</code>	You can organize your Jump Items into categories by adding a tag. This string has a maximum of 1024 characters.
<code>comments=[string]</code>	You can add comments to your Jump Items. This string has a maximum of 1024 characters.
<code>jump_policy=[string]</code>	The code name of a Jump Policy. You can specify a Jump Policy to manage access to this Jump Item.

`session_policy=[string]`

The code name of a session policy. You can specify a session policy to manage the permissions available on this Jump Item.

Required Parameters for `import_jump_shortcut` - Protocol Tunnel Jump Shortcut


Field	Description
<code>protocol_tunnel_hostname</code>	The hostname of the endpoint to be accessed by this Jump Item. This string has a maximum of 128 characters.
<code>jumpoint</code>	The code name of the Jumpoint through which the endpoint is accessed.
<code>tcp_tunnels</code>	<p>The list of one or more tunnel definitions. A tunnel definition is a mapping of a TCP port on the local user's system to a TCP port on the remote endpoint. Any connection made to the local port causes a connection to be made to the remote port, allowing data to be tunneled between local and remote systems. Multiple mappings should be separated by a semicolon.</p> <div style="border: 1px solid #ccc; padding: 5px; margin: 10px 0;">  Example: <code>auto->22;3306->3306</code> </div> <p>In the example above, a randomly assigned local port maps to remote port 22, and local port 3306 maps to remote port 3306.</p>
<code>name=[string]</code>	The name of the endpoint to be accessed by this Jump Item. This name identifies the item in the session tabs. This string has a maximum of 128 characters.
<code>group</code>	<p>The code name of the Jump Group with which this Jump Item should be associated.</p> <div style="border: 1px solid #ccc; padding: 5px; margin: 10px 0; background-color: #e0f0ff;">  Note: When using the <code>import</code> method, a Jump Item cannot be associated with a personal list of Jump Items. </div>

Optional Parameters for `import_jump_shortcut` - Protocol Tunnel Jump Shortcut

Field	Description
<code>local_address</code>	The address from which the connection should be made. This can be any address within the 127.x.x.x subrange. The default address is 127.0.0.1.
<code>tag</code>	You can organize your Jump Items into categories by adding a tag. This string has a maximum of 1024 characters.
<code>comments</code>	You can add comments to your Jump Items. This string has a maximum of 1024 characters.
<code>jump_policy</code>	The code name of a Jump Policy. You can specify a Jump Policy to manage access to

Field	Description
	this Jump Item.

Required Parameters for import_jump_shortcut - Web Jump Shortcut

Field	Description
website_name	The name of the endpoint to be accessed by this Jump Item. This name identifies the item in the session tabs. This string has a maximum of 128 characters.
jumpoint	The code name of the Jumpoint through which the endpoint is accessed.
url	The URL of the web site. The URL must begin with either http or https .
group	The code name of the Jump Group with which this Jump Item should be associated. <div style="border: 1px solid black; padding: 5px; margin-top: 10px;">  Note: When using the import method, a Jump Item cannot be associated with a personal list of Jump Items. </div>

Optional Parameters for import_jump_shortcut - Web Jump Shortcut

Field	Description
verify_certificate	1: The site certificate is validated before the session starts; if issues are found, the session will not start. 0: The site certificate is not validated.
tag	You can organize your Jump Items into categories by adding a tag. This string has a maximum of 1024 characters.
comments	You can add comments to your Jump Items. This string has a maximum of 1024 characters.
jump_policy	The code name of a Jump Policy. You can specify a Jump Policy to manage access to this Jump Item.
session_policy	The code name of a session policy. You can specify a session policy to manage the permissions available on this Jump Item.

XML Response for import_jump_shortcut Query

<success>	Returns a message of Successfully imported Jump Item shortcut if the import succeeded.
<error>	Returns an error message if the import failed.

Query Examples: import_jump_shortcut

Import Local Jump shortcut "Endpoint" to the endpoint with hostname "ABCDEF02", pinning it to Jump Group "remote_access"	<code>https://access.example.com/api/command?action=import_jump_shortcut&name=Endpoint&local_jump_hostname=ABCDEF02&group=remote_access</code>
Import Local Jump shortcut "Endpoint" to the endpoint with hostname "ABCDEF02", pinning it to Jump Group "remote_access" and specifying its tag, comments, Jump Policy, and session policy	<code>https://access.example.com/api/command?action=import_jump_shortcut&name=Endpoint&local_jump_hostname=ABCDEF02&group=remote_access&tag=Frequent%20Access&comments=Web%20server&jump_policy=Notify&session_policy=Servers</code>
Import Remote Jump shortcut "Endpoint" to the endpoint with hostname "ABCDEF02", accessed through Jumpoint "London", pinning it to Jump Group "remote_access"	<code>https://access.example.com/api/command?action=import_jump_shortcut&name=Endpoint&remote_jump_hostname=ABCDEF02&jumpoint=London&group=remote_access</code>
Import VNC shortcut "Endpoint" to the endpoint with hostname "ABCDEF02", accessed through Jumpoint "London", pinning it to Jump Group "remote_access"	<code>https://access.example.com/api/command?action=import_jump_shortcut&name=Endpoint&remote_vnc_hostname=ABCDEF02&jumpoint=London&group=remote_access</code>
Import VNC shortcut "Endpoint" to the endpoint with hostname "ABCDEF02", accessed through Jumpoint "London", pinning it to Jump Group "remote_access" and specifying its port	<code>https://access.example.com/api/command?action=import_jump_shortcut&name=Endpoint&remote_vnc_hostname=ABCDEF02&jumpoint=London&group=remote_access&port=100</code>
Import RDP shortcut "Endpoint" to the endpoint with hostname "ABCDEF02", accessed through Jumpoint "London", pinning it to Jump Group "remote_access"	<code>https://access.example.com/api/command?action=import_jump_shortcut&name=Endpoint&remote_rdp_hostname=ABCDEF02&jumpoint=London&group=remote_access</code>
Import RDP shortcut "Endpoint" to the endpoint with hostname "ABCDEF02", accessed through Jumpoint "London", pinning it to Jump Group "remote_access" and specifying its username, domain, display size, quality, console session, untrusted certificate action, sql server name, sql server port, sql server database name, remote app name, and remote app parameters	<code>https://access.example.com/api/command?action=import_jump_shortcut&name=Endpoint&remote_rdp_hostname=ABCDEF02&jumpoint=London&group=remote_access&rdp_username=admin&domain=example&display_size=1280x720&quality=perf_and_qual&console=1&ignore_untrusted=1&sql_server_hostname=example.local&sql_server_port=1500&sql_server_database=example&custom_app_name=sql_server&custom_app_params=x,y,z</code>
Import Shell Jump shortcut "Endpoint" to the endpoint with hostname "ABCDEF02", accessed through Jumpoint "London" over SSH, pinning it to Jump Group "remote_access"	<code>https://access.example.com/api/command?action=import_jump_shortcut&name=Endpoint&shelljump_hostname=ABCDEF02&jumpoint=London&protocol=ssh&group=remote_access</code>
Import Shell Jump shortcut "Endpoint" to the endpoint with hostname "ABCDEF02", accessed through Jumpoint "London" over SSH, pinning it to Jump Group "remote_	<code>https://access.example.com/api/command?action=import_jump_shortcut&name=Endpoint&shelljump_hostname=ABCDEF02&jumpoint=London&protocol=ssh&group=remote_access&shelljump_username=admin&port=25&terminal=vt100&</code>

<p>access", and specifying its username, port, terminal type, and keep-alive settings</p>	<pre>keep_alive=120</pre>
<p>Import Protocol Tunnel Jump shortcut "Endpoint" to the endpoint with hostname "ABCDEF02", accessed through Jumpoint "London", pinning it to Jump Group "remote_access", with a randomly assigned local port mapping to remote port 22</p>	<pre>https://access.example.com/api/command?action=import_jump_shortcut&name=Endpoint&protocol_tunnel_hostname=ABCDEF02&jumpoint=London&group=remote_access&tcp_tunnels=auto->22</pre>
<p>Import Protocol Tunnel Jump shortcut "Endpoint" to the endpoint with hostname "ABCDEF02", accessed through Jumpoint "London", pinning it to Jump Group "remote_access", with a randomly assigned local port mapping to remote port 22, local port 3306 mapping to port 3306, and a local address of 127.0.0.5</p>	<pre>https://access.example.com/api/command?action=import_jump_shortcut&name=Endpoint&protocol_tunnel_hostname=ABCDEF02&jumpoint=London&group=remote_access&tcp_tunnels=auto->22;3306->3306&local_address=127.0.0.5</pre>
<p>Import Web Jump shortcut "Endpoint" to the endpoint with URL "example.com", accessed through Jumpoint "London", pinning it to Jump Group "remote_access"</p>	<pre>https://access.example.com/api/command?action=import_jump_shortcut&website_name=Endpoint&url=example.com&jumpoint=London&group=remote_access</pre>
<p>Import Web Jump shortcut "Endpoint" to the endpoint with URL "example.com", accessed through Jumpoint "London", pinning it to Jump Group "remote_access" and not requiring certificate validation</p>	<pre>https://access.example.com/api/command?action=import_jump_shortcut&website_name=Endpoint&url=example.com&jumpoint=London&group=remote_access&verify_certificate=0</pre>

API Command: terminate_session

The `terminate_session` command terminates a session that is in progress.

The API account used to issue this command must have full access to the command API.

Required Parameter for terminate_session

`Isid=[string]`

The unique ID representing the session you wish to terminate.

XML Response for terminate_session Query

`<success>`

Returns a message of **Successfully terminated** if the termination was successful.

`<error>`

Returns an error message if the termination was not successful.

Query Examples: terminate_session

Session
da4b510978a541d49398e88c66e28475
terminated


`https://access.example.com/api/command?action=terminate_session&Isid=da4b510978a541d49398e88c66e28475`

API Command: `get_connected_client_list`

The `get_connected_client_list` command returns XML data containing a summary or list of all connected BeyondTrust clients.

i The command API is an authenticated API. For instructions on using authenticated APIs using OAuth, please see "[Authenticate to the Privileged Remote Access API](#)" on page 10. The API account must have read-only or full access to the command API.

Optional Parameters for `get_connected_client_list`

<code>type=[string]</code>	The types of clients to return in the results. Can be a comma-separated list of values. Supported values are all (default), representative , support_customer , presentation_attendee , and push_agent .
 Note: Currently, pinned_client is not a possible value. If the count of pinned Jump Clients is needed in the summary, then all must be specified.	
<code>summary_only=[boolean]</code>	To return only a summary, set this to 1 .

XML Response for `get_connected_client_list`

<code><connected_client_list></code>	Contains a <code><connected_client_summary></code> element with a summary of the data. Also contains a <code><connected_client></code> element for each client currently connected to the B Series Appliance. If an error occurs, it will contain an <code><error></code> element describing the problem.
--	---

Element Names and Attributes

<i>/connected_client_list/connected_client_summary</i>	
<code><appliance_summary></code>	An <code><appliance_summary></code> element is created for each connected B Series Appliance.
<i>/connected_client_list/connected_client_summary/appliance_summary</i>	
<code>id</code> (attribute)	The B Series Appliance's GUID.
<code><count></code>	A <code><count></code> element is created for each type of client connected to this B Series Appliance.
<i>/connected_client_list/connected_client_summary/appliance_summary/count</i>	
<code>type</code> (attribute)	The type of client connected to the B Series Appliance. Can be one of representative , support_customer , presentation_attendee , push_agent , or pinned_client .
<i>/connected_client_list/connected_client</i>	
<code>type</code> (attribute)	The type of client connected to one of the clustered B Series Appliances. Can be one of

	representative, support_customer, presentation_attendee, or push_agent.
id (attribute)	A unique identifier which remains valid only while the client is connected.

Query Examples: `get_connected_client_list`

Get a list of all connected clients	<code>https://access.example.com/api/command?action=get_connected_client_list</code>
Get a list of all connected representatives	<code>https://access.example.com/api/command?action=get_connected_client_list&type=representative</code>
Get a list of all connected representatives and support customers	<code>https://access.example.com/api/command?action=get_connected_client_list&type=representative,support_customer</code>
Get a summary of all connected clients	<code>https://access.example.com/api/command?action=get_connected_client_list&summary_only=1</code>
Get a summary of all connected representatives	<code>https://access.example.com/api/command?action=get_connected_client_list&summary_only=1&type=representative</code>
Get a summary of all connected representatives and support customers	<code>https://access.example.com/api/command?action=get_connected_client_list&summary_only=1&type=representative,support_customer</code>

API Command: `get_connected_clients`

The `get_connected_clients` command returns XML data containing details of all connected BeyondTrust clients.

i *The command API is an authenticated API. For instructions on using authenticated APIs using OAuth, please see ["Authenticate to the Privileged Remote Access API" on page 10](#). The API account must have read-only or full access to the command API.*

Required Parameters for `get_connected_clients`

<code>type=[string]</code>	The types of clients to return in the results. Can be a comma-separated list of values. Supported values are all (default), representative , support_customer , presentation_attendee , and push_agent .
<code>id=[string]</code>	The ID of the client. To get client IDs, see "API Command: get_connected_client_list" on page 264 . Can be a comma-separated list of values. A maximum of 100 IDs is supported. This ID is a unique identifier which remains valid only while the client is connected.
<code>include_connections=[boolean]</code>	If this is set to 1 , then the client's list of connections to B Series Appliances and an event log about those connections will be included in the results.

XML Response for `get_connected_clients`

<code><connected_clients></code>	Contains a child element for each connected client, including <code><connected_representative></code> , <code><connected_support_customer></code> , <code><connected_presentation_attendee></code> , and <code><connected_push_agent></code> .
--	--

Element Names and Attributes

/connected_clients/connected_representative

<code>id</code> (attribute)	A unique identifier which remains valid only while the client is connected.
<code><client_connections></code>	Contains a <code><client_connections></code> element and an <code><event_log></code> element. This element is returned only if the query specifies include_connections .
<code><hostname></code>	The hostname of the representative's computer.
<code><platform></code>	The operating system of the representative's computer. Also contains an id attribute that briefly notes the selected platform for the client.
<code><timezone_offset></code>	The number of seconds away from UTC.
<code><connected_since></code>	The date and time at which this connection was made. Data is returned in ISO 8601 format. Also contains a ts attribute which displays the connection start time as a UNIX timestamp (UTC). This element is returned only if the query specifies include_connections .

<user_id>	Unique ID assigned to the representative.
<type>	The type of account the representative is using. Can be one of Normal or Invited .
<username>	The username assigned to the representative.
<public_display_name>	The public display name assigned to the representative. Note that this field contains the public display name's value at the time of the conference, which may not match the current value if the public_display_name has subsequently been changed.
<private_display_name>	The private display name assigned to the representative. Note that this field contains the private display name's value at the time of the conference, which may not match the current value if the private_display_name has subsequently been changed.
<start_session_url>	A URL that can be sent to a customer to start a support session with the representative.
<presentation_count>	The number of presentations the representative is performing. Can be either 0 or 1 .
<support_session_count>	The number of sessions the representative is participating in.
<showing_on_rep_list>	Integer value (1 or 0) indicating if the representative appears in the representative list on the public site.
<routing_idle>	Integer value (1 or 0) indicating if the representative has a status of idle.
<routing_busy>	Integer value (1 or 0) indicating if the representative has a status of busy.
<routing_enabled>	Integer value (1 or 0) indicating if the representative has automatic session assignment enabled or disabled.
<routing_available>	Integer value (1 or 0) indicating if the representative is available to have sessions automatically assigned.
<support_license>	The type of license used by the representative.
<support_session_isids>	Contains an <lsid> element for each session in which the representative is participating. This field corresponds with the <lsid> field of the <connected_support_customer> element.

/connected_clients/connected_support_customer

id (attribute)	A unique identifier which remains valid only while the client is connected.
<client_connections>	Contains a <client_connections> element and an <event_log> element. This element is returned only if the query specifies include_connections .
<hostname>	The hostname of the customer's computer.
<platform>	The operating system of the customer's computer. Also contains an id attribute that briefly notes the selected platform for the client.
<timezone_offset>	The number of seconds away from UTC.
<connected_since>	The date and time at which this connection was made. Data is returned in ISO 8601 format. Also contains a ts attribute which displays the connection start time as a UNIX timestamp (UTC). This element is returned only if the query specifies include_connections .

<code><name></code>	The name which the customer entered in the Your Name field of the front-end survey or which was assigned programmatically.
<code><non_interactive></code>	Indicates if the session is a remote desktop protocol (RDP) session or a Shell Jump session. Can be either rdp or shelljump . If neither, this element is not returned.
<code><lsid></code>	A string which uniquely identifies this session. This field corresponds with the <code><lsid></code> field of the <code><connected_representative></code> element.

/connected_clients/connected_presentation_attendee

<code>id</code> (attribute)	A unique identifier which remains valid only while the client is connected.
<code><client_connections></code>	Contains a <code><client_connections></code> element and an <code><event_log></code> element. This element is returned only if the query specifies include_connections .
<code><hostname></code>	The hostname of the attendee's computer.
<code><platform></code>	The operating system of the attendee's computer. Also contains an <code>id</code> attribute that briefly notes the selected platform for the client.
<code><timezone_offset></code>	The number of seconds away from UTC.
<code><connected_since></code>	The date and time at which this connection was made. Data is returned in ISO 8601 format. Also contains a ts attribute which displays the connection start time as a UNIX timestamp (UTC). This element is returned only if the query specifies include_connections .
<code><name></code>	The name which the attendee entered when joining the presentation or which was assigned programmatically.

/connected_clients/connected_push_agent

<code>id</code> (attribute)	A unique identifier which remains valid only while the client is connected.
<code><client_connections></code>	Contains a <code><client_connection></code> element and an <code><event_log></code> element. This element is returned only if the query specifies include_connections .
<code><hostname></code>	The hostname of the Jumpoint's host computer.
<code><platform></code>	The operating system of the Jumpoint's host computer. Also contains an <code>id</code> attribute that briefly notes the selected platform for the client.
<code><timezone_offset></code>	The number of seconds away from UTC.
<code><connected_since></code>	The date and time at which this connection was made. Data is returned in ISO 8601 format. Also contains a ts attribute which displays the connection start time as a UNIX timestamp (UTC). This element is returned only if the query specifies include_connections .
<code><name></code>	The Jumpoint's name.

/client_connection

<appliance_id>	The GUID of the B Series Appliance to which the client is connected.
<purpose>	The reason the representative is connected to this B Series Appliance. Can be either primary or traffic . If not part of a cluster, this will always be primary .
<receive_traffic_node>	Integer value (1 or 0) indicating whether this is the client's default traffic node or not. If not part of a cluster, this will always be 0 .
<connected_since>	The date and time at which the client connected. Data is returned in ISO 8601 format. Also contains a ts attribute which displays the connection start time as a UNIX timestamp (UTC).
<private_ip>	The client's private IP address that was used to connect to the B Series Appliance.

/event_log

<event>	<p>An <event> element is created for each event that took place during this connection. Up to the last 20 events are returned.</p> <p>Events detail when and why a client connected to a B Series Appliance. Events also include failures to connect to nodes and normal disconnects.</p> <p>Includes a ts attribute which displays the timestamp of the event.</p>
---------	---

Query Examples: get_connected_clients

Get a detailed list of all connected clients	<code>https://access.example.com/api/command? action=get_connected_clients</code>
Get a detailed list of all connected representatives	<code>https://access.example.com/api/command? action=get_connected_clients&type=representative</code>
Get a detailed list of all connected representatives and support customers	<code>https://access.example.com/api/command? action=get_connected_clients& type=representative,support_customer</code>
Get a detailed list of all clients with IDs 101, 102, and 103	<code>https://access.example.com/api/command? action=get_connected_clients&id=101,102,103</code>
Get a detailed list of all clients with IDs 101, 102, and 103 AND whose type is representative or customer	<code>https://access.example.com/api/command? action=get_connected_clients&id=101,102,103& type=representative,support_customer</code>
Get a detailed list, with connection information, of all connected clients	<code>https://access.example.com/api/command? action=get_connected_clients&include_connections=1</code>
Get a detailed list, with connection information, of all connected representatives	<code>https://access.example.com/api/command? action=get_connected_clients&type=representative& include_connections=1</code>
Get a detailed list, with connection information, of all connected representatives	<code>https://access.example.com/api/command? action=get_connected_clients&</code>

and support customers	<code>type=representative,support_customer&include_connections=1</code>
Get a detailed list, with connection information, of all clients with IDs 101, 102, and 103	<code>https://access.example.com/api/command?action=get_connected_clients&id=101,102,103&include_connections=1</code>
Get a detailed list, with connection information, of all clients with IDs 101, 102, and 103 AND whose type is representative or customer	<code>https://access.example.com/api/command?action=get_connected_clients&id=101,102,103&type=representative,support_customer&include_connections=1</code>

API Command: check_health

The `check_health` command returns XML data containing information about the BeyondTrust Appliance B Series.

The API account used to issue this command must have read-only or full access to the command API.

XML Response for check_health Query

<code><appliance></code>	The hostname of the B Series Appliance. Also contains an <code>id</code> attribute that contains the B Series Appliance's GUID.
<code><version></code>	The version number and build number of the BeyondTrust software running on the B Series Appliance.
<code><success></code>	Integer value (1 or 0) indicating if the health check of the B Series Appliance was successful.
<code><error_message></code>	Returns an error message if a problem is found. If no error is found, this element will not be returned.
<code><failover_role></code>	The role the B Series Appliance plays in the failover relationship. Can be one of none (if failover is not configured), primary , or backup .
<code><enabled_shared_ips></code>	Contains an <code><ip></code> element for each IP address which is shared between the primary and backup B Series Appliances. If no shared IP addresses are enabled or if failover is not configured, this element is not returned.
<code><last_data_sync_time></code>	The date and time at which the last data sync occurred between the primary and backup B Series Appliances. Data is returned in ISO 8601 format. Also contains a <code>ts</code> attribute which displays the data sync time as a UNIX timestamp (UTC). If failover is not configured, this element is not returned.
<code><last_data_sync_status></code>	Contains a string showing the status of the last data sync. If failover is not configured, this element is not returned.

Query Example: check_health

<code>check_health</code>	<code>https://access.example.com/api/command?action=check_health</code>
---------------------------	---

HTTP Status Check

In addition to using the API command above, you can use `https://access.example.com/check_health` to check the health of a B Series Appliance. This returns an HTTP status of 200 if the probe is successful and 500 (Server Error) if not. While you will see a simple human-readable message showing success or failure, no other data is exposed.

API Command: get_api_info

The `get_api_info` request returns XML data containing the current API version information.

XML Response for get_api_info Query

<code><api_version></code>	The software version of the current BeyondTrust API.
<code><timestamp></code>	The server's current timestamp at the time this report was pulled.
<code><permissions></code>	The permissions of the API account used to issue this command. The permissions shown are detailed below.

Element Names and Attributes

/get_api_info/permissions/permission

<code>perm_backup</code>	Integer value (1 or 0) indicating if the API account has permission to use the backup API.
<code>perm_command</code>	String indicating if the API account has full access to the command API, read_only access, or no access (deny).
<code>perm_configuration</code>	Integer value (1 or 0) indicating if the API account can be used by an Endpoint Credential Manager client to connect to the appliance.
<code>perm_configuration_vault_account</code>	Integer value (1 or 0) indicating if the API account can be used by an Endpoint Credential Manager client to connect to the appliance.
<code>perm_ecm</code>	Integer value (1 or 0) indicating if the API account can be used by an Endpoint Credential Manager client to connect to the appliance.
<code>perm_reporting</code>	Integer value (1 or 0) indicating if the API account has permission to use the reporting API.
<code>perm_reporting_license</code>	Integer value (1 or 0) indicating if the API account has permission to download a ZIP file containing the Endpoint License Usage Report.
<code>perm_reporting_vault</code>	Integer value (1 or 0) indicating if the API account has permission to download a ZIP file containing the Endpoint License Usage Report.
<code>perm_vault_backup</code>	Integer value (1 or 0) indicating if the API account has permission to download a ZIP file containing the Endpoint License Usage Report.
<code>perm_scim</code>	Integer value (1 or 0) indicating if the API account has permission to use the SCIM API.

Query Example: get_api_info

<code>get_api_info</code>	<code>https://access.example.com/api/command?action=get_api_info</code>
---------------------------	---

API Command: set_failover_role

The `set_failover_role` command sets the failover role of a B Series Appliance to either primary or backup.

The API account used to issue this command must have full access to the command API.

Required Parameter for set_failover_role

<code>role=[string]</code>	The role to assign to this B Series Appliance. Can be either primary or backup .
----------------------------	--

Optional Parameters for set_failover_role

<code>data_sync_first=[boolean]</code>	<p>To perform a data sync with the peer B Series Appliance before failing over, set this to 1. All users on the existing primary B Series Appliance will be disconnected during the data sync, and no other operations will be available until the swap is complete.</p> <p>To fail over without a final data sync, set this to 0.</p>
<code>force=[boolean]</code>	<p>This option is only applicable when contacting the primary B Series Appliance and attempting to set its role to backup.</p> <p>If this is set to 1, then this B Series Appliance will become the backup even if the peer B Series Appliance cannot be contacted.</p>

XML Response for set_failover_role Query

<code><success></code>	<p>If a data sync is being performed first, returns a message of Successfully started data sync. Role change will occur upon successful completion.</p> <p>Otherwise, returns a message of Successfully changed role.</p>
<code><error></code>	Returns an error message if the role was not set successfully.

Query Examples: set_failover_role

Set failover role to primary	<code>https://access.example.com/api/command?action=set_failover_role&role=primary</code>
Set failover role to backup	<code>https://access.example.com/api/command?action=set_failover_role&role=backup</code>
Set failover role to primary and perform a data sync	<code>https://access.example.com/api/command?action=set_failover_role&role=primary&data_sync_first=1</code>
Set failover role to backup and perform a data sync	<code>https://access.example.com/api/command?action=set_failover_role&role=backup&data_sync_first=1</code>
Set failover role to backup even if the primary B Series Appliance cannot be contacted	<code>https://access.example.com/api/command?action=set_failover_role&role=backup&force=1</code>

Set failover role to backup even if the primary B Series Appliance cannot be contacted, and perform a data sync

```
https://access.example.com/api/command?  
action=set_failover_role&role=backup&data_sync_first=1&  
force=1
```

Access Console Scripting and Client Scripting API

The BeyondTrust access console scripting feature is composed of three parts:

1. The BeyondTrust Access Console Script file format
2. Command line parameters for the access console
3. The BeyondTrust client scripting API

The BeyondTrust Access Console Script File

A BeyondTrust Console Script (BRCS) is a file that contains a sequence of commands to be executed by the BeyondTrust access console. The file extension is in the format "brcs-<companySiteName>." The Company Site Name is the name used to access your BeyondTrust site. During installation, the BeyondTrust access console uses the OS to associate the access console with the BRCS file type. Therefore, users can double-click a BRCS file and have it automatically executed by the BeyondTrust access console.

BRCS files have the following format:

```
BRCS1.0
<command>
<command>
...
```

This is more formally expressed as:

```
brcs_file = header , newline , commands ;
header = "BRCS" , version ;
version = digit , "." , digit ;
commands = command { newline , command } ;
digit = "0" | "1" | "2" | "3" | "4" | "5" | "6" | "7" | "8" | "9" ;
newline = "\n" | "\r\n" ;
```



Note: Script files can have a maximum of 10 commands.

Each command consists of a set of key-value pairs separated by "&". The key in each pair is separated from the value by "=". Keys and values use the percent-encoding algorithm described in [RFC3986 section 2.1](#). This is commonly referred to as url-encoding or url-escaping. It is commonly seen in the address bar of web browsers to represent the parameters passed to a web server. Commands have the following format:

```
action=<action>&parameter1=value1&parameter2=value2...
```

This is more formally expressed as:

```
command = "action=", value, [ parameters ] ;
parameters = "&", parameter, [ parameters ] ;
parameter = url_encoded_string, "=", url_encoded_string ;
url_encoded_string = { * see RFC 3986 * } ;
```

Command Line Parameters for the Access Console

Two command line parameters exist in the access console to support BRCS:

```
run-script <BRCS command>
run-script-file <path to BRCS file>
```

These command line parameters allow users to implement BRCS login via the command line.

Different behaviors can be seen when running a script from the command line, depending on the state of the access console:

- If the access console is not running, then attempting to run a script from the command line causes the access console to start the login dialog. After the user successfully logs in, the script is run.
- If the access console is already running but the user is not logged in, then the login dialog is shown. After the user logs in, the script is run.
- If the access console is already running and the user is already logged in, then attempting to run a script from the command line causes the existing instance of the access console to run the script.

Access console exit status:

- If an invalid script is given on the command line, then the access console terminates with an exit status > 0.
- If a valid script is given on the command line, then the access console terminates with an exit status of 0.

Examples:

```
bomgar-acc.exe --run-script "action=start_jump_item_
session&client.hostname=ABCEF02&session.custom.external_key=123456789"
bomgar-acc.exe --run-script-file my_script_file.brsc-beta60
```

The BeyondTrust Client Scripting API

The client scripting API enables you to generate a BeyondTrust Console Scripting (BRCS) file which allows you to send commands to the BeyondTrust access console from external applications.

Customers can use the client scripting API to generate BRCS files that can start a session with a specific Jump Item or to log into the access console.



The client scripting API URL is https://access.example.com/api/client_script.

This API accepts a client type (**rep**), an operation to perform (**generate**), a command to put in the script file, and a set of parameters to pass to the command. Here is an example of a valid Client Scripting API request:

```
https://access.example.com/api/client_script?type=rep&operation=generate&action=start_jump_item_
session&client.hostname=ABCDEFG02
```

The above request prompts the user to download a BeyondTrust access console script file. After downloading the script file, the user can run it using the access console. In this case, the script file contains commands to start a session with the Jump Item whose hostname, comments, public IP, or private IP matches the search string "ABCDEFG02".

Parameters for Client Scripting API

<pre>type=rep type=web_console</pre>	<p>The BeyondTrust client to which the command applies. Currently the API only supports rep or web_console as the client type.</p>
<pre>operation=generate operation=execute</pre>	<p>The operation to perform. Currently the API only supports generate or execute as the operation.</p> <div data-bbox="610 575 1515 688" style="border: 1px solid black; padding: 5px; margin-top: 10px;">  <p>Note: If the type is rep, the operation should be generate. If the type is web_console, the operation should be execute.</p> </div>
<pre>action=<command>&parameter=[value]</pre>	<p>The name of the command to run and the necessary parameters. Available actions include:</p> <ul style="list-style-type: none"> • login • start_jump_item_session • push_and_start_local • push_and_start_remote • start_rdp_session • start_shell_jump_session <p>Two actions are automatically added to the BRCS file: login and delete_script_file. The delete_script_file action has no parameters.</p> <div data-bbox="610 1129 1515 1243" style="border: 1px solid black; padding: 5px; margin-top: 10px;">  <p>Note: The web_console type supports only the start_jump_item_session action.</p> </div>

API Script Command: login

When generating any BeyondTrust Console Script, the **login** command is automatically added as the first command in the script file. It does not need to be specified in the URL used to generate the script file.

By default, this command opens the access console and attempts to log in using the credentials saved locally in the access console. If no credentials are saved, the command opens the access console login prompt. Once the user has correctly authenticated, the script continues running.

The **login** command has no effect if a user is already logged into the access console.

If you wish to specify the credentials to be used, you can create a separate script specifically to be used for logging in. The **login** command passes the login mechanism along with a username and password. Both username and password parameters are sent in plain text and is unencrypted.



IMPORTANT!

*You cannot specify multiple commands in the URL used to generate a script. For example, you cannot specify **login** and multiple **start_jump_item_session** commands in the same URL. Each command must be generated as a separate script.*

*However, a skilled developer may edit the **.brcs** script file once it has been generated in order to modify the login credentials and then run another command. BeyondTrust does not support scripts modified in this manner.*

Optional Parameters for login Command

mechanism=[string]	The mechanism to use for authentication. Currently, only username_password is supported. If this parameter is supplied, both other parameters must also be supplied.
username=[string]	The username of the account with which to log in. If this parameter is supplied, both other parameters must also be supplied.
password=[string]	The password of the account with which to log in. If this parameter is supplied, both other parameters must also be supplied.

Query Examples: login


Log into the access console, specifying the username and password

```
https://access.example.com/api/client_script?type=rep&operation=generate&
action=login&mechanism=username_password&username=username&
password=password
```

API Script Command: `start_jump_item_session`

The `start_jump_item_session` command attempts to start a session with a BeyondTrust Jump Item. Users may run this command for all Jump Items they are permitted to access via the Jump management interface in the access console.

Optional Parameters for the `start_jump_item_session` Command

<code>jump.method</code>	If specified, only Jump Items using the designated Jump method are included in the results. Acceptable values for this field are push (remote push), local_push , pinned (Jump Client), rdp , vnc , and shelljump .
<code>credential_id</code>	If specified, only a Jump Item with that specific credential ID associated is returned. This field has a maximum length of 255 characters.
<code>search_string</code>	Identifies the search criteria used to select and return specific Jump Items as results. <div style="border: 1px solid black; padding: 5px; margin-top: 10px;">  Note: This parameter is required only if no of the client fields below are specified. </div>
<code>client.comments</code>	If specified, only Jump Items with the given comments are included in the results. This field has a maximum length of 255 characters. Search is partial and case-insensitive.
<code>client.hostname</code>	If specified, only Jump Items with the given hostname are included in the results. This field has a maximum length of 255 characters. Search is partial and case-insensitive.
<code>client.private_ip</code>	If specified, only Jump Clients with the given private IP address are included in the results. This search field applies only to pinned clients. This field has a maximum length of 255 characters. Search is partial and case-insensitive.
<code>client.public_ip</code>	If specified, only Jump Clients with the given public IP address are included in the results. This search field applies only to pinned clients. This field has a maximum length of 255 characters. Search is partial and case-insensitive.
<code>client.tag</code>	If specified, only Jump Items with the given tag are included in the results. This field has a maximum length of 255 characters. Search is partial and case-insensitive.
<code>session.custom.[custom field]=[string]</code>	The code name and value of any custom fields. These fields must first be configured in /login > Management > API Configuration . Each attribute must be specified as a different parameter. Each custom field has a maximum length of 1024 characters. The maximum total size of all combined custom fields, including the external key, must be limited to 10KB.


IMPORTANT!

At least one **client.*** parameter must be specified. If multiple **client.*** parameters are specified, then only clients matching all criteria are returned.

Query Examples: start_jump_item_session

Start a session with a Jump Item whose hostname contains "ABCDEF02"	<code>https://access.example.com/api/client_script?type=rep&operation=generate&action=start_jump_item_session&client.hostname=ABCDEF02</code>
Start a session with a Jump Item whose comments contain "maintenance" and whose tag contains "server"	<code>https://access.example.com/api/client_script?type=rep&operation=generate&action=start_jump_item_session&client.comments=maintenance&client.tag=server</code>
Start a session with a pinned Jump Client whose private IP address begins with "10.10.24" and associate custom attributes with the session	<code>https://access.example.com/api/client_script?type=rep&operation=generate&action=start_jump_item_session&client.private_ip=10.10.24&jump.method=pinned&session.custom.custom_field1=Custom%20Value&session.custom.custom_field2=123</code>



Note: If more than one Jump Item matches the search criteria, then a dialog opens, giving the user the option to select the appropriate Jump Item.

API Script Command: `push_and_start_local`

The `push_and_start_local` command attempts to push the endpoint client to a computer on the local network to start an access session. This can also be described as a local Jump.

Required Parameter for `push_and_start_local` Command

`hostname=[string]`

The hostname of the computer that is the target of the push and start operation. This field has a maximum length of 255 characters.

Optional Parameter for `push_and_start_local` Command

`session.custom.[custom field]=[string]`

The code name and value of any custom fields. These fields must first be configured in **/login > Management > API Configuration**.

Each attribute must be specified as a different parameter. Each customer field has a maximum length of 1024 characters. The maximum total size of all combined custom fields, including the external key, must be limited to 10KB.

Query Examples: `push_and_start_local`

Jump to the local network computer "ABCDEF02"

`https://access.example.com/api/client_script?type=rep&operation=generate&action=push_and_start_local&hostname=ABCDEF02`

Jump to the local network computer "ABCDEF02" and associate custom attributes with the session

`https://access.example.com/api/client_script?type=rep&operation=generate&action=push_and_start_local&hostname=ABCDEF02&session.custom.custom_field1=Custom%20Value&session.custom.custom_field2=123`

API Script Command: `push_and_start_remote`

The `push_and_start_remote` command attempts to push the endpoint client client to a computer on a remote network through a Jumpoint in order to start an access session. This can also be described as a remote Jump.

Required Parameter for `push_and_start_remote` Command

`target=[string]`

The hostname or IP address of the target machine.

Optional Parameters for `push_and_start_remote` Command

`jumpoint=[string]`

The Jumpoint through which to start the session. This Jumpoint must be on the same subnet as the target computer.

If not specified and the user has access to only one Jumpoint, then that Jumpoint is used automatically. If not specified and the user has access to more than one Jumpoint, then a dialog opens from which the user must select a Jumpoint.

`session.custom.[custom field]=[string]`

The code name and value of any custom fields. These fields must first be configured in **/login > Management > API Configuration**.

Each attribute must be specified as a different parameter. Each customer field has a maximum length of 1024 characters. The maximum total size of all combined custom fields, including the external key, must be limited to 10KB.

Query Examples: `push_and_start_remote`

Jump to the remote computer "ABCDEF02" through the Jumpoint "Network01"

`https://access.example.com/api/client_script?type=rep&operation=generate&action=push_and_start_remote&target=ABCDEF02&jumpoint=Network01`

Jump to the remote computer "ABCDEF02" through the Jumpoint "Network01" and associate custom attributes with the session

`https://access.example.com/api/client_script?type=rep&operation=generate&action=push_and_start_remote&target=ABCDEF02&jumpoint=Network01&session.custom.custom_field1=Custom%20Value&session.custom.custom_field2=123`

API Script Command: `start_shell_jump_session`

The `start_shell_jump_session` command initiates a Shell Jump session, creating an SSH or Telnet connection to a remote network device.

Required Parameter for the `start_shell_jump_session` Command

<code>target=[string]</code>	The hostname or IP address of the machine targeted for a Shell Jump session.
------------------------------	--

Optional Parameters for the `start_shell_jump_session` Command

<code>jumpoint=[string]</code>	<p>The Jumpoint through which to start the Shell Jump session. This Jumpoint must be on the same subnet as the target computer.</p> <p>If not specified and the user has access to only one Jumpoint, then that Jumpoint is used automatically. If not specified and the user has access to more than one Jumpoint, then a dialog opens from which the user must select a Jumpoint.</p>
<code>username=[string]</code>	The username to use when authenticating. If not specified, the user must enter the username.
<code>protocol=[string]</code>	The network protocol to use. May be one of ssh (default) or telnet .
<code>port=[integer]</code>	The port number on which to connect. Defaults to 22.
<code>terminal</code>	The terminal type to use. May be one of xterm (default) or vt100 .
<code>session.custom.[custom field]=[string]</code>	<p>The code name and value of any custom fields. These fields must first be configured in /login > Management > API Configuration.</p> <p>Each attribute must be specified as a different parameter. Each customer field has a maximum length of 1024 characters. The maximum total size of all combined custom fields, including the external key, must be limited to 10KB.</p>

Query Examples: `start_shell_jump_session`

Start a Shell Jump session with the computer "ABCDEF02"	<code>https://access.example.com/api/client_script?type=rep&operation=generate&action=start_shell_jump_session&target=ABCDEF02</code>
Start a Shell Jump session with the computer "ABCDEF02" through the Jumpoint "Network01"	<code>https://access.example.com/api/client_script?type=rep&operation=generate&action=start_shell_jump_session&target=ABCDEF02&jumpoint=Network01</code>
Start a Shell Jump session with the computer "ABCDEF02" through the Jumpoint "Network01". Authenticate with "jsmith", and use a Telnet protocol through port 40 with terminal type vt100	<code>https://access.example.com/api/client_script?type=rep&operation=generate&action=start_shell_jump_session&target=ABCDEF02&jumpoint=Network01&username=jsmith&protocol=telnet&port=40&terminal=vt100</code>
Start a Shell Jump session with the computer	<code>https://access.example.com/api/client_script?type=rep&operation=generate&</code>

"ABCDEF02" and associate custom attributes with the session

```
action=start_shell_jump_session&target=ABCDEF02&session.custom.custom_field1=Custom%20Value&session.custom.custom_field2=123
```

Reporting API

The reporting API is designed to enable you to pull reporting data in XML format, suitable for importing into external databases and applications. The data presented is the same as in the session reports of the `/login` administrative interface.

XML data is pulled by sending a simple HTTP request to the B Series Appliance. The request can be sent using any HTTPS-capable socket library, scripting language module, or a URL fetcher such as `cURL` or `wget`. Either `GET` or `POST` may be used as the request method.

POST requests must include a **Content-Type: application/x-www-form-urlencoded** HTTP header when supplying parameters in the request body, and the parameters must be url-encoded. Multipart POST requests are not supported.



IMPORTANT!

When making consecutive API calls, you must close the connection after each API call.

The reporting API URL is <https://access.example.com/api/reporting>.

An XML schema which formally describes the format of the returned reporting data is available at <https://access.example.com/api/reporting.xsd>.



Note: *The reporting API is an authenticated API. For instructions on using authenticated APIs using OAuth, please see ["Authenticate to the Privileged Remote Access API" on page 10](#).*

Required Parameter for Reporting API

`generate_report=[string]`

The type of report to be generated. Report types can be any of the following:

AccessSession	AccessSessionSummary
AccessSessionListing	CommandShellRecording
AccessSessionRecording	UserRecording
Team	EndpointLicenseUsage

The reporting API returns XML responses that declare a namespace. If you are parsing these responses with a namespace-aware parser, you must set the namespace appropriately or ignore the namespace while parsing the XML.

Reporting API: <https://www.beyondtrust.com/namespaces/API/reporting>



Note: *The above namespace is returned XML data and is not a functional URL.*

Download Reports with AccessSession

The **AccessSession** query returns full information for all sessions which match given search parameters. You may use any of the following sets of parameters to generate reports:

- **start_date** and **duration**
- **start_time** and **duration**
- **end_date** and **duration**
- **end_time** and **duration**
- **Isid**
- **Isids**

The API account used to call this report must have access to the reporting API.

Parameters for AccessSession


<code>start_date=[YYYY-MM-DD]</code>	Specifies that the report should return all sessions, even those still in progress, that began on or after this date and that are within the duration specified below.
<code>start_time=[timestamp]</code>	Specifies that the report should return all sessions, even those still in progress, that began at or after this time and that are within the duration specified below. The time must be a UNIX timestamp (UTC).
<code>end_date=[YYYY-MM-DD]</code>	Specifies that the report should return only closed sessions that ended on or after this date and that are within the duration specified below.
<code>end_time=[timestamp]</code>	Specifies that the report should return only closed sessions that ended at or after this time and that are within the duration specified below. The time must be a UNIX timestamp (UTC).
<code>duration=[integer]</code>	Length of time from the specified date or time for which you wish to pull reports, or 0 to pull from the specified date to present. If start_date or end_date is specified, duration will represent days; if start_time or end_time is specified, duration will represent seconds.
<code>Isid=[string]</code>	The ID of the session for which you wish to see details.
<code>Isids=[comma-separated strings]</code>	A comma-delimited list of the IDs of sessions for which you wish to see details.

XML Response for AccessSession Query

<code><session_list></code>	Contains a <session> element for each session that matches the given criteria. If no sessions are returned, this element will contain no <session> elements. If an error occurs during the search, it will contain an <error> element describing the problem.
-----------------------------------	--

Element Names and Attributes

/session_list/session

Isid (attribute)	A string which uniquely identifies this session.
<session_type>	Indicates the type of session for which the report was run. The value will always be support in the current BeyondTrust API version.
<lseq>	An incrementing number used to represent sessions in a non-string format. <div style="border: 1px solid black; background-color: #e6f2ff; padding: 5px;">  Note: The LSEQ element is not guaranteed to be unique or strictly sequential. </div>
<start_time>	The date and time the session was begun. Data is returned in ISO 8601 format. Also contains a timestamp attribute which displays the start time as a UNIX timestamp (UTC).
<end_time>	The date and time the session was ended. Data is returned in ISO 8601 format. Also contains a timestamp attribute which displays the end time in UNIX timestamp (UTC). This element will be empty for sessions which are still in progress when the report was run or which closed abnormally.
<duration>	Session length in HH:MM:SS format.
<jump_group>	The element's content is the name of the Jump Group. For Personal Jump Groups, the name of the Jump Group is the Private Display Name of the representative who owns the Jump Group. The <jump_group> element has two attributes: type: This is the Jump Group's type, which can be "shared" or "personal". id: This is the Jump Group's unique ID for its type. Jump Groups of different types can have the same ID. For Personal Jump Groups, this is the unique ID of the user who owns the Jump Group. Each user can only have a single Personal Jump Group.
<jumpoint>	The name of the Jumpoint through which this session was initiated, if any. Also contains an id attribute, which displays the unique ID assigned to the Jumpoint.
<custom_attributes>	Contains a <custom_attribute> element for each custom field assigned to a session. This element displays only if custom fields have been defined. The format of each <custom_attribute> element is described below.
<session_chat_view_url>	The URL at which this session's chat transcript can be viewed in a web browser. This element is displayed only for sessions that have successfully ended.
<session_chat_download_url>	The URL at which this session's chat transcript can be downloaded. This element is displayed only for sessions that have successfully ended.
<session_recording_view_url>	The URL at which the video of the session may be viewed in a web browser. This element is displayed only if screen sharing recording was enabled at the time of the session and only if the user initiated screen sharing during the session. It is available only for sessions that have successfully ended.

<session_recording_download_url>	The URL at which the video of the session may be downloaded. This element is displayed only if screen sharing recording was enabled at the time of the session and only if the user initiated screen sharing during the session. It is available only for sessions that have successfully ended.
<command_shell_recordings>	Contains a <command_shell_recording> element for each command shell that was initiated during the session. This element is displayed only if the user opened a remote command shell during the session, if command shell recording was enabled at the time of the session, and if the requesting user has permission to view session recordings. Each <command_shell_recording> element contains the child elements <download_url> and <view_url> as described below.
<file_transfer_count>	The number of file transfers which occurred during the session.
<file_move_count>	The number of files renamed via the File Transfer interface during the session.
<file_delete_count>	The number of files deleted via the File Transfer interface during the session.
<primary_customer>	Lists the gsnumber as an attribute and as an element, the name of the remote endpoint accessed by the user.
<primary_rep>	Lists the gsnumber and id as attributes and as an element, the name of the user who owned the session.
<customer_list>	A list of all endpoints accessed in the session. There should always be exactly one endpoint per session in the current BeyondTrust API version. The format of each <customer> element is described below.
<rep_list>	A list of all users who participated in the session, whether as the session owner or as conference members. The format of each <representative> element is described below.
<session_details>	Contains a chronological list of all events which occurred during the session. This element contains one or more child <event> elements, described below.

/session_list/session/custom_attributes/custom_attribute

display_name (attribute)	The display name assigned to the custom attribute.
code_name (attribute)	The code name assigned to the custom attribute.

/session_list/session/command_shell_recordings/command_shell_recording

instance (attribute)	The instance of the command shell session, starting with 0 .
<download_url>	The URL at which the video of the command shell session may be downloaded.
<view_url>	The URL at which the video of the command shell session may be viewed in a web browser.

/session_list/session/customer_list/customer

gsnumber (attribute)	Uniquely identifies the endpoint in regards to its current connection to the BeyondTrust
----------------------	--


	Appliance B Series. A gnumber may be recycled, so while two endpoints connected at the same time will never have the same gnumber, one endpoint may have a gnumber that was assigned to another endpoint in the past. Can be used to correlate a <customer> element with a <primary_customer> or with an event's <performed_by> or <destination> element.
<username>	The name used to identify the endpoint during the session.
<public_ip>	The endpoint's public IP address.
<private_ip>	The endpoint's private IP address.
<hostname>	The hostname of the endpoint.
<os>	The operating system of the endpoint.

/session_list/session/rep_list/representative

gnumber (attribute)	<p>Uniquely identifies the user in regards to their current connection to the BeyondTrust Appliance B Series. A gnumber is assigned on a per-connection basis, so if a user leaves a session and then rejoins without logging out of the B Series Appliance, their gnumber will remain the same.</p> <p>However, if the user's connection is terminated for any reason, when that user logs back into the B Series Appliance, they will be assigned a new gnumber and will also appear multiple times in the <rep_list> element.</p> <p>A gnumber may be recycled, so while two people connected at the same time will never have the same gnumber, one person may have a gnumber that was assigned to another person in the past. Can be used to correlate a <representative> element with a <primary_rep> or with an event's <performed_by> or <destination> element.</p>
id (attribute)	Unique ID assigned to the user.
<username>	The username assigned to the user.
<display_name>	The display name assigned to the user. Note that this field contains the display name's value at the time of the conference, which may not match the current value if the display_name has subsequently been changed.
<public_ip>	The user's public IP address.
<private_ip>	The user's private IP address.
<hostname>	The hostname of the user's computer.
<os>	The operating system of the user's computer.
<session_owner>	Integer value (1 or 0) indicating whether the user was the owner of the session or was merely a conference member.
<seconds_involved>	Integer value indicating the number of seconds the user was involved in this session.
<invited>	Integer value (1) present only if the user is an invited user.

/session_list/session/session_details/event

timestamp (attribute)	The system time at which the event occurred.																																
event_type (attribute)	<p>The type of event which occurred. Event types include the following:</p> <table border="1"> <tr><td>Chat Message</td><td>Registry Imported</td></tr> <tr><td>Command Shell Session Started*</td><td>Registry Key Added</td></tr> <tr><td>Conference Member Added</td><td>Registry Key Deleted</td></tr> <tr><td>Conference Member Departed</td><td>Registry Key Renamed</td></tr> <tr><td>Conference Member State Changed</td><td>Registry Value Added</td></tr> <tr><td>Conference Owner Changed</td><td>Registry Value Deleted</td></tr> <tr><td>Credential Injection Attempt</td><td>Registry Value Modified</td></tr> <tr><td>Credential Injection Attempt Failed</td><td>Registry Value Renamed</td></tr> <tr><td>Directory Created</td><td>Screen Recording</td></tr> <tr><td>File Deleted</td><td>Screenshot Captured</td></tr> <tr><td>File Download</td><td>Service Access Allowed</td></tr> <tr><td>File Download Failed</td><td>Session End</td></tr> <tr><td>File Moved</td><td>Session Foreground Window Changed</td></tr> <tr><td>File Upload</td><td>Session Start</td></tr> <tr><td>File Upload Failed</td><td>System Information Retrieved</td></tr> <tr><td>Registry Exported</td><td></td></tr> </table> <p>*Will only appear if recording is enabled for this session.</p>	Chat Message	Registry Imported	Command Shell Session Started*	Registry Key Added	Conference Member Added	Registry Key Deleted	Conference Member Departed	Registry Key Renamed	Conference Member State Changed	Registry Value Added	Conference Owner Changed	Registry Value Deleted	Credential Injection Attempt	Registry Value Modified	Credential Injection Attempt Failed	Registry Value Renamed	Directory Created	Screen Recording	File Deleted	Screenshot Captured	File Download	Service Access Allowed	File Download Failed	Session End	File Moved	Session Foreground Window Changed	File Upload	Session Start	File Upload Failed	System Information Retrieved	Registry Exported	
Chat Message	Registry Imported																																
Command Shell Session Started*	Registry Key Added																																
Conference Member Added	Registry Key Deleted																																
Conference Member Departed	Registry Key Renamed																																
Conference Member State Changed	Registry Value Added																																
Conference Owner Changed	Registry Value Deleted																																
Credential Injection Attempt	Registry Value Modified																																
Credential Injection Attempt Failed	Registry Value Renamed																																
Directory Created	Screen Recording																																
File Deleted	Screenshot Captured																																
File Download	Service Access Allowed																																
File Download Failed	Session End																																
File Moved	Session Foreground Window Changed																																
File Upload	Session Start																																
File Upload Failed	System Information Retrieved																																
Registry Exported																																	
<performed_by>	The entity that performed the action. Indicates the entity's gsnumber and also its type , indicating whether this action was performed by the system , a endpoint , or a representative .																																
<destination>	The entity to which the event was directed. Indicates the entity's gsnumber and also its type , indicating whether this action was directed to the system , a customer , or a user .																																
<body>	The text of the message as displayed in the chat log area.																																
<encoded_body>	Can be shown in place of the <body> element above. Contains the base64 (RFC 2045 section 6.8) encoded value of what would have been shown in the <body> element, and is shown ONLY if the <body> text contains characters that are invalid according to XML specification. These characters are typically the result of binary data being sent through chat messages.																																
<filename>	The name of the transferred file.																																
<files>	If this event involved the transferring of files, then this element will contain a <file> element for every file transferred.																																
<filesize>	An integer indicating the size of the transferred file.																																

<code><system_information></code>	<p>Applies only to System Information Retrieved events wherein the system information is pulled automatically upon session start. This element contains multiple <category> child elements as described below.</p> <div style="border: 1px solid black; padding: 5px; background-color: #e0f0ff;">  <p>Note: System information is logged only when pulled automatically at the beginning of the session and not when specifically requested by the user. This is to prevent overload with the large amount of dynamic data that can be retrieved from the remote system.</p> </div>
<code><data></code>	<p>Contains an arbitrary number of <code><value name="_" value="_" /></code> elements. The name and number of these elements varies based on event_type. For example, when a user joins the session, a Conference Member Added event would contain <value> elements for the user's name, private_ip, public_ip, hostname, and os.</p>

/session_list/session/session_details/event/system_information/category

<code><description></code>	<p>Contains multiple <field> elements, each of which contains a descriptor for the specific data field. For example, the Drives category would have <field> elements Drive, Type, Percent Used, etc. These <field> elements can be compared to table header cells.</p>
<code><data></code>	<p>Contains multiple <row> elements, each of which contains multiple <field> elements that correspond to the <field> elements above. For example, the Drives category would have a separate <row> for each drive on the endpoint computer. An example <row> might contain <field> elements C:\, Local Disk, 60%, etc. These <row> elements can be compared to table rows, with each <field> element a table cell.</p>

Query Examples for AccessSession

<p>Sessions started July 1 2016 to present</p>	<p>https://access.example.com/api/reporting?generate_report=AccessSession&start_date=2016-07-01&duration=0</p>
<p>Sessions started the month of July 2016</p>	<p>https://access.example.com/api/reporting?generate_report=AccessSession&start_date=2016-07-01&duration=31</p>
<p>Sessions started 8:00 AM July 1 2016 to present</p>	<p>https://access.example.com/api/reporting?generate_report=AccessSession&start_time=1467360000&duration=0</p>
<p>Sessions started 8:00 AM July 1 2016 to 6:00 PM July 1 2016</p>	<p>https://access.example.com/api/reporting?generate_report=AccessSession&start_time=1467360000&duration=36000</p>
<p>Sessions ended July 1 2016 to present</p>	<p>https://access.example.com/api/reporting?generate_report=AccessSession&end_date=2016-07-01&duration=0</p>
<p>Sessions ended the month of July 2016</p>	<p>https://access.example.com/api/reporting?</p>

	generate_report=AccessSession&end_date=2016-07-01&duration=31
Sessions ended 8:00 AM July 1 2016 to 6:00 PM July 1 2016	https://access.example.com/api/reporting?generate_report=AccessSession&end_time=1467360000&duration=36000
Session c69a8e10bea9428f816cfababe9815fe	https://access.example.com/api/reporting?generate_report=AccessSession&lsid=c69a8e10bea9428f816cfababe9815fe
Sessions c69a8e10bea9428f816cfababe9815fe, a5eaa58591047b88556f944804227b0, 5bf07601298b495b87310da9ce571e22	https://access.example.com/api/reporting?generate_report=AccessSession&lsids=c69a8e10bea9428f816cfababe9815fe, a5eaa58591047b88556f944804227b0, 5bf07601298b495b87310da9ce571e22

Download Reports with AccessSessionListing

The **AccessSessionListing** query returns a list of session IDs, external keys, and availability of a recording for sessions which match given search parameters. You may use any of the following sets of parameters to generate reports:

- **start_date** and **duration**
- **start_time** and **duration**
- **end_date** and **duration**
- **end_time** and **duration**

The API account used to call this report must have access to the reporting API.

Parameters for AccessSessionListing

<code>start_date=[YYYY-MM-DD]</code>	Specifies that the report should return all sessions, even those still in progress, that began on or after this date and that are within the duration specified below.
<code>start_time=[timestamp]</code>	Specifies that the report should return all sessions, even those still in progress, that began at or after this time and that are within the duration specified below. The time must be a UNIX timestamp (UTC).
<code>end_date=[YYYY-MM-DD]</code>	Specifies that the report should return only closed sessions that ended on or after this date and that are within the duration specified below.
<code>end_time=[timestamp]</code>	Specifies that the report should return only closed sessions that ended at or after this time and that are within the duration specified below. The time must be a UNIX timestamp (UTC).
<code>duration=[integer]</code>	Length of time from the specified date or time for which you wish to pull reports, or 0 to pull from the specified date to present. If start_date or end_date is specified, duration represents days; if start_time or end_time is specified, duration represents seconds.

XML Response for AccessSessionListing Query

<code><session_summary_list></code>	Contains a <session_summary> element for each session that matches the given criteria. If no sessions are returned, this element will contain no <session_summary> elements. If an error occurs during the search, it will contain an <error> element describing the problem.
---	--

Element Names and Attributes

/session_summary_list/session_summary

<code>Isid (attribute)</code>	The session ID for the given session.
<code>has_recording (attribute)</code>	Integer (1 or 0) indicating if the given session has a session recording.
<code>external_key (attribute)</code>	An arbitrary string that can link this session to an identifier on an external system, such as a customer relationship management ticket ID. This can be input from within the

access console or defined programmatically. This element is displayed only if an external key has been defined.

Query Examples for AccessSessionListing

Sessions started July 1 2016 to present	<code>https://access.example.com/api/reporting?generate_report=AccessSessionListing&start_date=2016-07-01&duration=0</code>
Sessions started the month of July 2016	<code>https://access.example.com/api/reporting?generate_report=AccessSessionListing&start_date=2016-07-01&duration=31</code>
Sessions started 8:00 AM July 1 2016 to present	<code>https://access.example.com/api/reporting?generate_report=AccessSessionListing&start_time=1467360000&duration=0</code>
Sessions started 8:00 AM July 1 2016 to 6:00 PM July 1 2016	<code>https://access.example.com/api/reporting?generate_report=AccessSessionListing&start_time=1467360000&duration=36000</code>
Sessions ended July 1 2016 to present	<code>https://access.example.com/api/reporting?generate_report=AccessSessionListing&end_date=2016-07-01&duration=0</code>
Sessions ended the month of July 2016	<code>https://access.example.com/api/reporting?generate_report=AccessSessionListing&end_date=2016-07-01&duration=31</code>
Sessions ended 8:00 AM July 1 2016 to present	<code>https://access.example.com/api/reporting?generate_report=AccessSessionListing&end_time=1467360000&duration=0</code>
Sessions ended 8:00 AM July 1 2016 to 6:00 PM July 1 2016	<code>https://access.example.com/api/reporting?generate_report=AccessSessionListing&end_time=1467360000&duration=36000</code>

Download Reports with AccessSessionSummary

The **AccessSessionSummary** query returns an overview of access session statistics by user. You may use any of the following sets of parameters to generate reports:

- **start_date**, **duration**, and **report_type**
- **start_time**, **duration**, and **report_type**
- **end_date**, **duration**, and **report_type**
- **end_time**, **duration**, and **report_type**

The API account used to call this report must have access to the reporting API.

Parameters for AccessSessionSummary

<code>start_date=[YYYY-MM-DD]</code>	Specifies that the report should return all sessions, even those still in progress, that began on or after this date and that are within the duration specified below.
<code>start_time=[timestamp]</code>	Specifies that the report should return all sessions, even those still in progress, that began at or after this time and that are within the duration specified below. The time must be a UNIX timestamp (UTC).
<code>end_date=[YYYY-MM-DD]</code>	Specifies that the report should return only closed sessions that ended on or after this date and that are within the duration specified below.
<code>end_time=[timestamp]</code>	Specifies that the report should return only closed sessions that ended at or after this time and that are within the duration specified below. The time must be a UNIX timestamp (UTC).
<code>duration=[integer]</code>	Length of time from the specified date or time for which you wish to pull reports, or 0 to pull from the specified date to present. If start_date or end_date is specified, duration represents days; if start_time or end_time is specified, duration represents seconds.
<code>report_type=[string]</code>	In the current BeyondTrust API version, user is the only accepted value.

XML Response for AccessSessionSummary Query

<code><summary_list></code>	Contains a <summary> element for each record that matches the given criteria. If no sessions are returned, this element will contain no <summary> elements. If an error occurs during the search, it will contain an <error> element describing the problem.
-----------------------------------	---

Element Names and Attributes

<i>/summary_list/summary</i>	
<code>id</code> (attribute)	Returns the user's unique ID.
<code>type</code> (attribute)	Specifies the report type generated. This value is always user in the current API version.

<code><display_name></code>	The display name of the user. Note that since summary reports represent an aggregation of sessions over a period of time, the display name used is the current value for the user, which may have been edited since the time of the first returned session.
<code><total_sessions></code>	The total number of sessions run by the user in the time specified.
<code><avg_sessions_per_weekday></code>	The average number of sessions conducted on Monday through Friday by the user, expressed as a decimal rounded to the nearest point.
<code><avg_duration></code>	The average length of each session, expressed as HH:MM:SS.

Query Examples

Sessions started July 1 2016 to present	<code>https://access.example.com/api/reporting?generate_report=AccessSessionSummary&start_date=2016-07-01&duration=0&report_type=user</code>
Sessions started the month of July 2016, by user	<code>https://access.example.com/api/reporting?generate_report=AccessSessionSummary&start_date=2016-07-01&duration=31&report_type=user</code>
Sessions started 8:00 AM July 1 2016 to present	<code>https://access.example.com/api/reporting?generate_report=AccessSessionSummary&start_time=1467360000&duration=0&report_type=user</code>
Sessions started 8:00 AM July 1 2016 to 6:00 PM July 1 2016	<code>https://access.example.com/api/reporting?generate_report=AccessSessionSummary&start_time=1467360000&duration=36000&report_type=user</code>
Sessions ended July 1 2016 to present	<code>https://access.example.com/api/reporting?generate_report=AccessSessionSummary&end_date=2016-07-01&duration=0&report_type=user</code>
Sessions ended the month of July 2016	<code>https://access.example.com/api/reporting?generate_report=AccessSessionSummary&end_date=2016-07-01&duration=31&report_type=user</code>
Sessions ended 8:00 AM July 1 2016 to present	<code>https://access.example.com/api/reporting?generate_report=AccessSessionSummary&end_time=1467360000&duration=0&report_type=user</code>
Sessions ended 8:00 AM July 1 2016 to 6:00 PM July 1 2016	<code>https://access.example.com/api/reporting?generate_report=AccessSessionSummary&end_time=1467360000&duration=36000&report_type=user</code>

Download Reports with AccessSessionRecording

The **AccessSessionRecording** query returns the requested access session recording file. Depending on your browser, this query will either immediately begin download or prompt you to open or save the file. Note that the requesting user must have permission to view session recordings.

The API account used to call this report must have access to the reporting API.

Parameter for AccessSessionRecording

`Isid=[string]`

The session ID for which you wish to download the video recording of the session.

Query Example for AccessSessionRecording

AccessSessionRecording: Session
c69a8e10bea9428f816cfababe9815fe

`https://access.example.com/api/reporting?
generate_report=AccessSessionRecording&
Isid=c69a8e10bea9428f816cfababe9815fe`

Download Reports with CommandShellRecording

The **CommandShellRecording** query returns the requested command shell recording. Depending on your browser, this query will either immediately begin download or prompt you to open or save the file. Note that the requesting user must have permission to view session recordings.

The API account used to call this report must have access to the reporting API.

Parameters for CommandShellRecording

<code>lsid=[string]</code>	The session ID for which you wish to download the video recording of the command shell.
<code>instance=[integer]</code>	The instance number of the command shell recording you wish to download. Instances are enumerated starting with 0 . The instance number can be obtained from the AccessSession report.

Optional Parameter for CommandShellRecording

<code>format=[string]</code>	If this parameter has the value of txt , the command shell output will be in a text format instead of a recording.
------------------------------	---

Query Examples for CommandShellRecording

CommandShellRecording: First shell instance of session c69a8e10bea9428f816cfababe9815fe	https://access.example.com/api/reporting?generate_report=CommandShellRecording&lsid=c69a8e10bea9428f816cfababe9815fe&instance=0
CommandShellRecording: Third shell instance of session c69a8e10bea9428f816cfababe9815fe	https://access.example.com/api/reporting?generate_report=CommandShellRecording&lsid=c69a8e10bea9428f816cfababe9815fe&instance=2

Download Report with EndpointLicenseUsage

The **EndpointLicenseUsage** query downloads a ZIP file containing detailed information (English only) on your BeyondTrust license usage. This file contains a list of all Jump Items (not counting uninstalled Jump Clients), daily counts for Jump Item operations and license usage, and a summary for the BeyondTrust Appliance B Series and its endpoint license usage and churn.

Query Example for EndpointLicenseUsage

`EndpointLicenseUsage``https://access.example.com/api/reporting?generate_report=EndpointLicenseUsage`

Download Syslog Report

The **Syslog** query downloads a ZIP file containing all Syslog files available on the appliance. Syslog files include all changes made on the /login administrative interface within the last 30 days.

Query Example for Syslog

Syslog

https://access.example.com/api/reporting?generate_report=Syslog

Download Reports with Team

The **Team** query returns information about activity within a team. You may use any of the following sets of parameters to generate reports:

- **start_date** and **duration**
- **start_time** and **duration**
- **end_date** and **duration**
- **end_time** and **duration**

The API account used to call this report must have access to the reporting API.

Parameters for Team

<code>start_date=[YYYY-MM-DD]</code>	Specifies that the report should return team activity that began on or after this date and that is within the duration specified below.
<code>start_time=[timestamp]</code>	Specifies that the report should return team activity that began at or after this time and that is within the duration specified below. The time must be a UNIX timestamp (UTC).
<code>end_date=[YYYY-MM-DD]</code>	Specifies that the report should return team activity that ended on or after this date and that is within the duration specified below.
<code>end_time=[timestamp]</code>	Specifies that the report should return team activity that ended at or after this time and that is within the duration specified below. The time must be a UNIX timestamp (UTC).
<code>duration=[integer]</code>	Length of time from the specified date or time for which you wish to pull reports, or 0 to pull from the specified date to present. If start_date or end_date is specified, duration will represent days; if start_time or end_time is specified, duration will represent seconds.

Optional Parameter for Team

<code>team_id=[integer]</code>	The numeric ID of the team by which to filter results. Only the activity within the specified team will be returned. If this parameter is not specified, results from all teams will be returned.
--------------------------------	---

XML Response for Team Query

<code><team_activity_list></code>	<p>Contains a <team_activity> element for each team with any activity within the given parameters. If no teams are returned, this element will contain no <team_activity> elements. If an error occurs during the search, it will contain an <error> element describing the problem.</p> <p>Also contains <start_time> and <end_time> elements displaying the time parameters in the system time and with a timestamp attribute in UTC.</p>
---	---

Element Names and Attributes

/team_activity_list/team_activity

id (attribute)	Integer representing the team's unique ID.
name (attribute)	The display name of the team. Note that this field contains the team name as it currently appears, which may not match the value at the time of the conference if the team name has been subsequently changed.
<logged_in_privileged_users>	Contains a <representative> element for each user in that team who was logged into the access console before the first event in the report occurred. If no users were logged in at the start time, this element will be empty.
<events>	Contains an <event> element for each event that occurred within this team.

/team_activity_list/team_activity/logged_in_representatives/representative

gsnumber (attribute)	<p>Uniquely identifies the user in regards to their current connection to the B Series Appliance. A gsnumber is assigned on a per-connection basis, so if a user leaves a session and then rejoins without logging out of the B Series Appliance, their gsnumber will remain the same.</p> <p>However, if the user's connection is terminated for any reason, when that user logs back into the B Series Appliance, they will be assigned a new gsnumber.</p> <p>A gsnumber may be recycled, so while two people connected at the same time will never have the same gsnumber, one person may have a gsnumber that was assigned to another person in the past. Can be used to correlate a <representative> element with an event's <performed_by> or <destination> element.</p>
id (attribute)	Unique ID assigned to the user.
<display_name>	The display name assigned to the user. Note that this field contains the display name's value at the time of the conference, which may not match the current value if the display_name has subsequently been changed.
<public_ip>	The user's public IP address.
<private_ip>	The user's private IP address.

/team_activity_list/team_activity/events/event

timestamp (attribute)	The system time at which the event occurred.												
event_type (attribute)	<p>The type of event which occurred. Event types include the following:</p> <table border="1"> <tr> <td>Chat Message</td> <td>Jump Item Authorization Request</td> </tr> <tr> <td>Conference Member Added</td> <td>Jump Item Authorization Request Utilized</td> </tr> <tr> <td>Conference Member Departed</td> <td>Pinned Session Moved Away from Queue</td> </tr> <tr> <td>Conference Member State Changed</td> <td>Pinned Session Moved to Queue</td> </tr> <tr> <td>File Download</td> <td>Representative Monitoring Started</td> </tr> <tr> <td>File Download Failed</td> <td>Representative Monitoring Stopped</td> </tr> </table>	Chat Message	Jump Item Authorization Request	Conference Member Added	Jump Item Authorization Request Utilized	Conference Member Departed	Pinned Session Moved Away from Queue	Conference Member State Changed	Pinned Session Moved to Queue	File Download	Representative Monitoring Started	File Download Failed	Representative Monitoring Stopped
Chat Message	Jump Item Authorization Request												
Conference Member Added	Jump Item Authorization Request Utilized												
Conference Member Departed	Pinned Session Moved Away from Queue												
Conference Member State Changed	Pinned Session Moved to Queue												
File Download	Representative Monitoring Started												
File Download Failed	Representative Monitoring Stopped												

	File Upload	Session Deployed to Queue
	File Upload Failed	Session Undeployed from Queue
	Files Shared	
<performed_by>	The entity that performed the action. Indicates the entity's gsnumber and also its type , indicating whether this entity was the system or a user.	
<destinations>	If this event was targeted to one or more specific users, it will contain one or more <destination> elements as described below.	
<files>	If this event involved the transfer of files, then this element will contain a <file> element for every file transferred.	
<data>	Contains an arbitrary number of <value name="_" value="_" /> elements. The name and number of these elements varies based on the event_type . For example, when a user logs into the access console, a Conference Member State Changed event would contain <value> elements for the hostname , os , private_ip , public_ip , and state .	
<body>	The text of the chat message as displayed in the chat log area.	
<encoded_body>	Can be shown in place of the <body> element above. Contains the base64 (RFC 2045 section 6.8) encoded value of what would have been shown in the <body> element, and is shown ONLY if the <body> text contains characters that are invalid according to XML specification. These characters are typically the result of binary data being sent through chat messages.	

/team_activity_list/team_activity/events/event/destinations/destination

gsnumber (attribute)	Indicates the gsnumber of the entity to which the event was destined.
type (attribute)	Indicates whether this entity was the system or a user.
[value]	The name of the entity to which the event was destined.

/team_activity_list/team_activity/events/event/files/file

name (attribute)	The name of the transferred file.
size (attribute)	An integer indicating the size of the transferred file.

Query Examples for Team

Activity started July 1 2016 to present	<code>https://access.example.com/api/reporting?generate_report=Team&start_date=2016-07-01&duration=0</code>
Activity started the month of July 2016	<code>https://access.example.com/api/reporting?generate_report=Team&start_date=2016-07-01&duration=31</code>
Activity started 8:00 AM July 1 2016 to present	<code>https://access.example.com/api/reporting?generate_report=Team&start_time=1467360000&duration=0</code>

Activity started 8:00 AM July 1 2016 to 6:00 PM July 1 2016	https://access.example.com/api/reporting?generate_report=Team&start_time=1467360000&duration=36000
Activity started July 1 2016 to present for a specific team	https://access.example.com/api/reporting?generate_report=Team&start_date=2016-07-01&duration=0&team_id=1
Activity ended July 1 2016 to present	https://access.example.com/api/reporting?generate_report=Team&end_date=2016-07-01&duration=0
Activity ended the month of July 2016	https://access.example.com/api/reporting?generate_report=Team&end_date=2016-07-01&duration=31
Activity ended 8:00 AM July 1 2016 to present	https://access.example.com/api/reporting?generate_report=Team&end_time=1467360000&duration=0
Activity ended 8:00 AM July 1 2016 to 6:00 PM July 1 2016	https://access.example.com/api/reporting?generate_report=Team&end_time=1467360000&duration=36000
Activity ended July 1 2016 to present for a specific team	https://access.example.com/api/reporting?generate_report=Team&end_date=2016-07-01&duration=0&team_id=1

Download Reports with VaultAccountActivity

The **VaultAccountActivity** query returns full information for all Vault account activity events that match given search parameters. You can use any of the following sets of parameters to generate reports:

- **start_date** and **duration**
- **start_time** and **duration**
- **end_date** and **duration**
- **end_time** and **duration**

The API account used to call this report must have the permission **Allow Access to Vault Account Activity Reports**.

Parameters for VaultAccountActivity

<code>start_date=[YYYY-MM-DD]</code>	Specifies that the report returns all events that happened on or after this date, and that are within the duration specified below.
<code>start_time=[timestamp]</code>	Specifies that the report returns all sessions, as well as those still in progress, that began at or after this time, and that are within the duration specified below. The time must be a UNIX timestamp (UTC).
<code>end_date=[YYYY-MM-DD]</code>	Specifies that the report returns only closed sessions that ended on or after this date and that are within the duration specified below.
<code>end_time=[timestamp]</code>	Specifies that the report returns only closed sessions that ended at or after this time and that are within the duration specified below. The time must be a UNIX timestamp (UTC).
<code>duration=[integer]</code>	Length of time from the specified date or time for which you wish to pull reports, or 0 to pull from the specified date to present. If start_date or end_date is specified, duration represents days; if start_time or end_time is specified, duration represents seconds.

Optional Parameter for VaultAccountActivity

<code>limit=[string]</code>	The category by which to filter results. Can be one of the following:	
	all	Returns all results.
	rep:[id]	Returns sessions owned by a representative, specified by user ID.
	account: [id]	Returns all events involving a specific account.



For more information on getting a representative's ID, please see "[API Command: get_logged_in_reps](#)" on page 251.

XML Response for VaultAccountActivity Query

<vault_account_activity_list>

Contains a <vault_account_activity> element for each event that matches the given criteria. If no events are returned, this element contains no <vault_account_activity> elements. If an error occurs during the search, it contains an <error> element describing the problem.

Element Names and Attributes

timestamp (attribute)	The system time at which the event occurred.
Account	The ID of the Vault account.
event_type (attribute)	<p>The type of event which occurred. Event types include the following:</p> <ul style="list-style-type: none"> Account Created Account Deleted Credentials Checked Out Credentials Checked In Password Changed Password Rotation Failed Credentials Used Credentials Force Checked In
<performed_by>	The entity that performed the action. Indicates the entity's ID and also its type , indicating whether this action was performed by the system , a representative , or an API account .
<data>	The value of this attribute depends on the event_type . For a Password Changed event, it contains values like Manually Edited , Manually Rotated , or Rotate after check in . For a Password Rotation Failed event, it contains an error string explaining the reason for its failure. For a Credential Checked Out event, if the credentials were used in a session, then it contains the LSID of the session.

Vault Account Configuration APIs

You can list Vault accounts with the Vault Configuration API. Vault administrators can also create generic username/password and username/SSH key accounts using the API. This provides a programmatic way to onboard Vault accounts that can't automatically be discovered through Domain Discovery (Active Directory).



For more information on Vault account roles, please see [Vault for Privileged Remote Access: New Member Role](https://www.beyondtrust.com/docs/privileged-remote-access/getting-started/admin/accounts.htm) at <https://www.beyondtrust.com/docs/privileged-remote-access/getting-started/admin/accounts.htm>.

API Account Permission for Vault Configuration APIs

Due to the sensitive information stored by Vault, there is a permission check box in **Management > API Configuration > Permissions** to manage which API Accounts are allowed to manage Vault Accounts. When checked, the API Account has permission to use all Vault APIs specified in this document. The permission can only be checked if the API Account already has permission to access the Configuration API. For new and existing API Accounts, the default value of the box is unchecked.

PERMISSIONS

At least one permission must be enabled for an API account.

Command API

- Deny
- Read-Only
- Full Access

Backup API

- Allow Access ⓘ
- Allow Vault Encryption Key Access ⓘ

Reporting API

- Allow Access to Access Session Reports and Recordings
- Allow Access to Vault Account Activity Reports

Configuration API

- Allow Access
- Manage Vault Accounts



For more information, please see the section on [Permissions in the API Configuration section of the Administrative Guide](https://www.beyondtrust.com/docs/privileged-remote-access/getting-started/admin/api-configuration.htm) at <https://www.beyondtrust.com/docs/privileged-remote-access/getting-started/admin/api-configuration.htm>.

Backup API

The backup API is designed to enable you to automatically back up your BeyondTrust software configuration on a recurring basis. The backup file includes all your configuration settings and logged data except for recordings and some large files from the file store. The backup includes files from the file store only less than 200 KB in size and no more than 50 files total. In the event of a hardware failure, having a backup file helps to speed the disaster recovery process.


The backup API is an authenticated API. The API account used to issue this command must have access to the backup API.

Commands are executed by sending a simple HTTP request to the B Series Appliance. The request can be sent using any HTTPS-capable socket library, scripting language module, or a URL fetcher such as **cURL** or **wget**. Either **GET** or **POST** may be used as the request method.

If the backup is password protected, you can send the password in the API body, in this format:

```
{
  "password": "abc"
}
```

The backup API URL is <https://access.example.com/api/backup>.

 For instructions on using authenticated APIs using OAuth, see ["Authenticate to the Privileged Remote Access API" on page 10](#).

Query Example

backup

<https://access.example.com/api/backup>

Test Scenario

To get started with this basic API integration, follow the steps below.

1. Log into your BeyondTrust administrative interface and go to **Management > API Configuration**. Check the box to **Enable XML API**.
2. Create an API account and copy the client secret. This secret can be viewed only once and must be regenerated if lost.

```
OAuth Client ID: e52a9aa6fc0508ddf3a40601a736b230a1bebcd1
OAuth Client Secret: BU5u0fVEb1qEWuHdBK9AR6q9+O1CB26squ1susfJ0LsK
```

3. It is necessary to base64 encode these values ("Client ID:Client Secret") for use in the authorization header.

```
Base64 Encoded:
ZTUyYTlhYTZmYzAlMDhkZGYzYTQwNjAxYTczNmIyMzBhMWJlYmNkMTpCVTV1MGZWRWIxcUVXdUhkQks5QVI2cTkrTzFD
QjI2c3F1MXN1c2ZKMExzSw==
```

4. We will use cURL to illustrate generating a token using a BeyondTrust API account and using that token to make requests to the BeyondTrust web API.

- First, we request a Bearer Token using the OAuth client ID and client secret.

```
curl -H "authorization: Basic
ZTUyYTlhYTZmYzAlMDhkZGYzYTQwNjAxYTczNmIyMzBhMWJlYmNkMTpCVTV1MGZWRWIxcUVXdUhkQks5QVI2cT
krTzFDQjI2c3F1MXN1c2ZKMExzSw==" --data "grant_type=client_credentials"
https://access.example.com/oauth2/token
```

- This results in a JSON response containing the bearer token.

```
{
  "access_token": "23MS6S2L42WCriESVzGbuwksiQwdbxuAJ3Zj4DxO",
  "token_type": "Bearer",
  "expires_in": 3600
}
```

- We can now use that token to make a request to the API.

```
curl -H "authorization: Bearer 23MS6S2L42WCriESVzGbuwksiQwdbxuAJ3Zj4DxO"
https://access.example.com/api/command?action=get_api_info
```

- This results in an XML response for the requested API.



Note: If you receive any errors such as **Document Not Found**, check that the API account has the necessary permissions. Also, make sure that a user is logged into the site while you are testing.

Privileged Remote Access API Change Log

API Version 1.24.1 for PRA 24.1.x

- Configuration API:
 - Force the logging out of users - perfect for automating security around anomaly detection.
 - List user group policy membership to programmatically control access.

API Version 1.23.1 for PRA 23.3.x

- Configuration API:
 - Added "Windows Local" and "Domain" accounts and attributes to the Vault Account configuration API (GET).
 - Added an *endpoint* filter to the Vault Account configuration API (GET).

API Version 1.22.3 for PRA 23.2.x

- Configuration API:
 - Added Jump Item Association.
 - Added VNC Jump Items.
 - Added Account Group Memberships to Group Policies.
 - Added reactivating vendor users.
 - Added return all API accounts and permissions.
 - Added return user permissions.
- Reporting API:
 - Added download syslog zip files from the appliance.

API Version 1.22.2 for PRA 22.3.x, 21.1.x

- Configuration API:
 - Added GET, PATCH, and DELETE APIs for the Protocol Tunnel Jump Item type.
 - Added GET and PATCH APIs to allow administrators to update the available groups for existing SAML Security Provider resources.

API Version 1.22.2 for PRA 22.2.x

- Configuration API:
 - Enhanced Group Policy Configuration APIs (GET, POST, and PATCH) to allow administrators to read and set access permission settings.

API Version 1.22.1 for PRA 22.1.x

- Command API:
 - Added `perm_reporting_license`.

API Version 1.21.1 for PRA 21.2.x

- Command API:
 - Added `set_rep_status`.
 - Expanded `send_chat_message` to allow sending messages to team chats.
- Configuration API:
 - Enhanced Web Jump Shortcut API to enable administrators to manage Web Jump Shortcuts via API.
 - Enhanced Copy Jump Item API to enable administrators to copy jump items via API.

API Version 1.19.2 for PRA 20.1.x

- Added the ["Configuration API" on page 21](#).

API Version 1.19.0 for PRA 19.1.x

- Version update.

API Version 1.18.0 for PRA 18.2.x

- SCIM options have been added to the API Configuration.

API Version 1.16.0 for PRA 17.1.x

- Use OAuth 2.0 authentication for endpoint credential manager connections.
- When importing a Jump Item several changes have been made:
 - Specify a name for Jump Items.
 - Import VNC Jump Items.
 - Specify a SecureApp for RDP Jump Items.
 - Specify a local address for Protocol Tunnel Jump Items.
 - For Web Jump Items, set if the certificate should be verified.
 - ["API Command: import_jump_shortcut" on page 255](#)

API Version 1.15.1 for PRA 16.1.x

- Granularly define the accounts used for API access to the specific roles they serve. Additionally, OAuth 2.0 authentication is now used for authenticating API accounts.
 - ["Reporting API" on page 285](#)
 - ["Command API" on page 250](#)
 - ["Backup API" on page 308](#)

API Version 1.14.0 for PRA 15.3.x

- Import Jump Item shortcuts to minimize the time needed to create Jump Items.
 - ["API Command: import_jump_shortcut" on page 255](#)

Privileged Remote Access API Version Reference

The following table shows the relationship between the API and BeyondTrust versions for BeyondTrust Privileged Remote Access.

API Version	BeyondTrust PRA Version
1.24.1	24.1.x
1.23.1	23.3.x
1.22.3	23.1.x, 23.2.x
1.22.2	22.2.x, 22.3.x, 23.1.x
1.22.1	22.1.x
1.21.1	21.2.x
1.19.2	20.1.x, 20.2.x
1.19.0	19.1.x
1.19.0	18.3.x
1.18.0	18.2.x
1.17.0	18.1.x
1.16.0	17.1.x
1.15.1	16.1.x
1.14.0	15.3.x
1.13.0	15.1.x, 15.2.x

Appendix: Require a Ticket ID for Access to Jump Items

If your service requests use ticket IDs as part of the change management workflow, connect your ticket IDs to endpoint access in BeyondTrust. By leveraging BeyondTrust Jump Technology with your existing ticket ID process, your change management workflow integration lets you restrict a BeyondTrust access request by requiring a Ticket ID to be entered as part of the access request process before an access session begins.

What Users See

When users of the BeyondTrust access console attempt to access a Jump Item that uses a Jump Policy configured to require a ticket ID, a dialog opens. In the administrator-configured dialog, users enter the ticket ID needed, authorizing access this Jump Item.

To set up the connection to your existing ITSM or ticket ID system, create a Jump Policy you can apply to those Jump Items you want to only be used if a ticket ID from your external system is entered.

How It Works

After the user enters the required ID and clicks **OK**, the B Series Appliance posts an HTTP outbound request to the ticket system URL configured in Jump Policies. The request contains information about both the ticket ID and the Jump Item, as well as user information. Your external system then replies asynchronously to either allow or deny access.

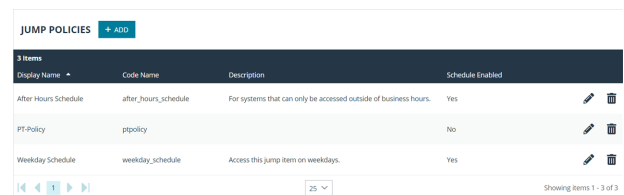
If the request is allowed, the external ticket ID system assigns the allowed session. Optionally, your external ITSM or ticket ID system may send a list of custom session attributes in its response to assign to the allowed session. For more information on using the BeyondTrust API see the [Privileged Remote Access API Programmer's Guide](http://www.beyondtrust.com/docs/privileged-remote-access/how-to/integrations/api) at www.beyondtrust.com/docs/privileged-remote-access/how-to/integrations/api.

Follow the steps below to set up a ticket ID requirement for access.

Create a Jump Policy Requiring Ticket ID Approval

First, create a Jump Policy with the requirement of ticket ID approval enabled.

1. From your BeyondTrust /login administrative interface, go to **Jump > Jump Policies**.
2. In the **Jump Policies** section, click the **Add** button.

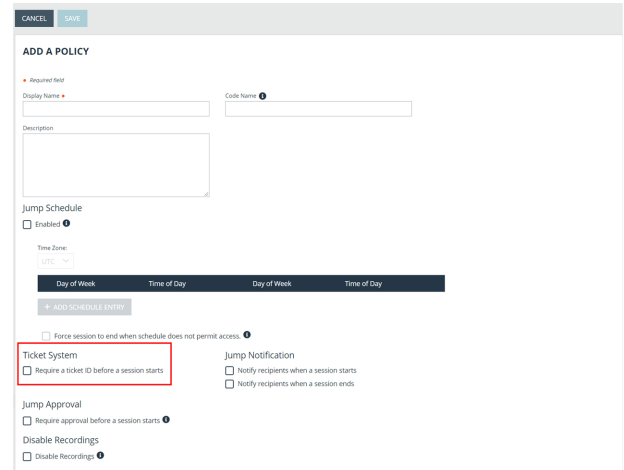


Display Name	Code Name	Description	Schedule Enabled
After Hours Schedule	after_hours_schedule	For systems that can only be accessed outside of business hours.	Yes
PI-Policy	ppolicy		No
Week-day Schedule	weekday_schedule	Access this jump item on weekdays.	Yes



Note: A Jump Policy does not take effect until you have applied it to at least one Jump Client item.

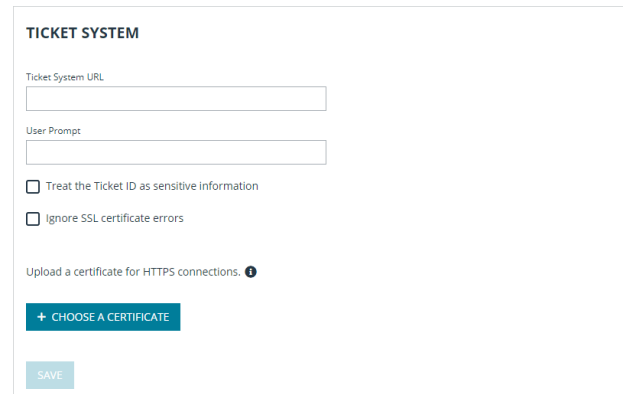
3. Enter a **Display Name**, **Code Name**, and **Description** in the corresponding locations to enable you to effectively apply this Jump Policy appropriate to your purposes after its creation.
4. Optionally, complete the configuration for **Jump Schedule** and **Jump Notification** if appropriate for the access control desired on this Jump Policy.
5. In the **Jump Approval** section, check **Require a ticket ID before a session starts**. To instantly disable ticket ID approval on this policy, simply uncheck this box. If ticket ID approval is enabled on a policy that does not have a ticket system URL configured, users attempting to access a Jump Item to which the policy is applied receive a message to contact the administrator.
6. Optionally, complete any additional approval configuration you wish this Jump Policy to enforce.
7. Click **Save**.



Connect External Ticket ID System to Jump Policies

Next, connect your existing ITSM or ticket ID system to the B Series Appliance.

1. Remain in your BeyondTrust /login administrative interface on the **Jump > Jump Policies** page.
2. At the bottom of the **Jump Policies** page, locate the **Ticket System** section.
3. In **Ticket System URL**, enter the URL for your external ticket system. The B Series Appliance sends an outbound request to your external ticketing system. The URL must be formatted for either HTTP or HTTPS. If an HTTPS URL is entered, the site certificate must be verified for a valid connection. If a Jump Policy requiring a ticket ID exists, a ticket system URL must be entered or you will receive a warning message.
4. The **Current Status** field is shown only when a valid status value exists to report the connection to the ticket system configured in **Ticket System URL**. Any ticket system configuration change resets the value.
5. Click **Choose a certificate** to upload the certificate for the HTTPS ticket system connection to the B Series Appliance. If your certificate is uploaded, the B Series Appliance uses it when it contacts the external system. If you do not upload a certificate and the **Ignore SSL certificate errors** box below this setting is checked, the B Series Appliance optionally falls back to use the built-in certificate store when sending the request.




Note: When the **Ignore SSL certificate errors** box is checked, the B Series Appliance will not include the certificate validation information when it contacts your external ticket system.

6. In **User Prompt**, enter the dialog text you want access console users to see when they are requested to enter the ticket ID required for access.

- If your company's security policies consider ticket ID information as sensitive material, check the **Treat the Ticket ID as sensitive information** box.

If this box is checked, the ticket ID is considered sensitive information and asterisks are shown instead of text. You must use an HTTPS Ticket System URL. If an address with HTTP is entered, an error message appears to remind you HTTPS is required.

When this feature is enabled you cannot bypass issues with SSL certificates by checking the **Ignore SSL certificate errors** box. This means you must have a valid SSL certificate in place. If you try to check the **Ignore SSL certificate errors** box, a message appears stating that you cannot ignore SSL certificate errors.


When the Ticket ID is sensitive, the following rules apply:




- Both the desktop and the web access consoles show asterisks instead of text.
- The ticket is not logged anywhere by the access console or on the B Series Appliance.

- Click **Save**.

API Approval Request

BeyondTrust PRA sends an HTTP Post request to the ticketing system URL. The POST request contains the following key-value pairs:

request_id	<p>Unique ID that identifies the approval request.</p> <div style="border: 1px solid black; padding: 5px; background-color: #e6f2ff;">  <p>Note: The request ID must be sent from the external ticketing system to BeyondTrust PRA in the response. The maximum length is 255 characters, and the ticketing system must treat the request ID as an opaque value.</p> </div>
ticket_id	ticket ID entered by the user.
response_url	URL to which the integration should POST its response.
jump_item.computer_name	Hostname or IP address of the endpoint the user is requesting access for.
jump_item.type	<p>Type of Jump Item being accessed:</p> <ul style="list-style-type: none"> client (for Jump Clients) shell (for Shell Jump Shortcuts) rdp vnc push_and_start (for Remote Jump and Local Jump) vpro
jump_item.comments	Comments noted about the Jump Item.
jump_item.group	Group associated of the Jump Item.
jump_item.tag	Tags associated with the Jump Item.
jump_item.jumpoint_name	Name of the Jumpoint.
jump_item.public_ip	Public IP address of the Jump Item.


	 Note: This is not provided for Jumpoints.
jump_item.private_ip	Private IP address of the Jump Item.  Note: This is not provided for Jumpoints.
jump_item.custom.<code>	Key-value pair designated for the Jump Item custom field.  Note: Only one key-value pair is permitted for each Jump Item custom field.
user.id	The requesting user's unique ID.
user.username	Username used by the requesting user for authentication.
user.public_display_name	The requesting user's public display name.
user.private_display_name	The requesting user's private display name.
user.email_address	Email address listed for the requesting user.

API Approval Response

The external ticketing system sends an HTTP POST request to the B Series Appliance URL at https://example.beyondtrust.com/api/endpoint_approval.

 **Note:** The API must be accessed over HTTPS.

The POST request can contain the following key-value pairs in the POST body:

response_id	Request ID sent in the approval request. *Required
response	Response to the request; either allow or deny. *Required
message	Message displayed to the requesting user if the request is denied. *Optional  Note: The maximum length set for the message is 255 characters.
session.custom.<code name>	One or more custom session attributes set for the access session. *Optional

Error Messages

In certain circumstances, an error message displays in the **Ticket System** section:


- *Ticket System URL is required because one or more Jump Policies still require a ticket ID.* - A Jump Policy exists requiring the entry of a ticket ID for access.
- *Invalid ticket ID.* - The external ticket system explicitly denied the request. If the external ticket system sends the error message, that message is shown.
- *The Ticket System URL must start with "https://" when the Ticket ID is sensitive.* - You must enter an HTTPS URL when **Treat the Ticket ID as sensitive information** is checked.
- *Cannot ignore SSL errors when the Ticket ID is sensitive.* - When this option is checked, you cannot ignore SSL errors and must provide a valid SSL certificate.
- *The given host was not resolved.* - An invalid ticket system URL was attempted.
- *The ticket system failed to respond in time.* - The external ticket system failed to respond in a timely manner.

Users who are unable to connect due to misconfiguration or user error will see explanatory pop-up messages in the access console for the error state of the configuration.

- *No ticket system URL is configured. Please contact your administrator* - A ticket ID system URL is not configured in the /login administrative interface.
- *User Prompt Not Configured.* - The User Prompt is not configured in the /login administrative interface.
- *The ticket system returned an invalid response.* - An invalid ticket ID was entered.

The following errors can be returned by the B Series Appliance:

404	Returned when no ticketing system URL is configured in /login
403	Returned when the request_id is not valid


Note: This error message is received when the request has timed out.

Disclaimers, Licensing Restrictions and Tech Support

Disclaimers

This document is provided for information purposes only. BeyondTrust Corporation may change the contents hereof without notice. This document is not warranted to be error-free, nor subject to any other warranties or conditions, whether expressed orally or implied in law, including implied warranties and conditions of merchantability or fitness for a particular purpose. BeyondTrust Corporation specifically disclaims any liability with respect to this document and no contractual obligations are formed either directly or indirectly by this document. The technologies, functionality, services, and processes described herein are subject to change without notice.

All Rights Reserved. Other trademarks identified on this page are owned by their respective owners. BeyondTrust is not a chartered bank or trust company, or depository institution. It is not authorized to accept deposits or trust accounts and is not licensed or regulated by any state or federal banking authority.

Licensing Restrictions

One BeyondTrust Privileged Remote Access license enables one support representative at a time to troubleshoot an unlimited number of remote computers, whether attended or unattended. Although multiple accounts may exist on the same license, two or more licenses (one per concurrent support representative) are required to enable multiple support representatives to troubleshoot simultaneously.

One BeyondTrust Privileged Remote Access license enables access to one endpoint system. Although this license may be transferred from one system to another if access is no longer required to the first system, two or more licenses (one per endpoint) are required to enable access to multiple endpoints simultaneously.

Tech Support

At BeyondTrust, we are committed to offering the highest quality service by ensuring that our customers have everything they need to operate with maximum productivity. Should you need any assistance, please log into the [Customer Portal](#) at <https://beyondtrustcorp.service-now.com/csm> to chat with Support.

Technical support is provided with annual purchase of our maintenance plan.